

AGENDA ITEM 1 C  
Consent Item

**MEMORANDUM**

**DATE:** April 5, 2018

**TO:** El Dorado County Transit Authority

**FROM:** Brian James, Planning and Marketing Manager

**SUBJECT:** February 2018 Ridership Report

**REQUESTED ACTION:**  
**BY MOTION,**

**Receive and File the February 2018 Ridership Report**

**BACKGROUND**

The El Dorado County Transit Authority (El Dorado Transit) staff reports monthly and fiscal year-to-date ridership trend reports at each Board meeting.

**DISCUSSION**

Following is the February 2018 monthly ridership report and the fiscal year-to-date ridership report comparing the current fiscal year to the previous fiscal year.

**February Ridership**

<b>February 2018</b>	<b>February 2017</b>	<b>Decrease</b>	<b>% Decrease</b>
26,689	26,807	118	-0.4%

In February, Demand Response ridership decreased by 10.3%, Local Fixed Route ridership decreased by 5.4%, and Commuter ridership increased by 4.6%.

Connect Card taps are recorded every time a Connect Card is tapped onto the equipment in one of the vehicles. The number of taps is tracked to evaluate system usage. El Dorado Transit recorded 7,175 taps or 24.8% of all ridership in February 2018. Following is the Connect Card ridership report with a graph showing the percent of total ridership using Connect Card per month.

# Ridership Report Fiscal Year-to-Date

## July 2017 to February 2018

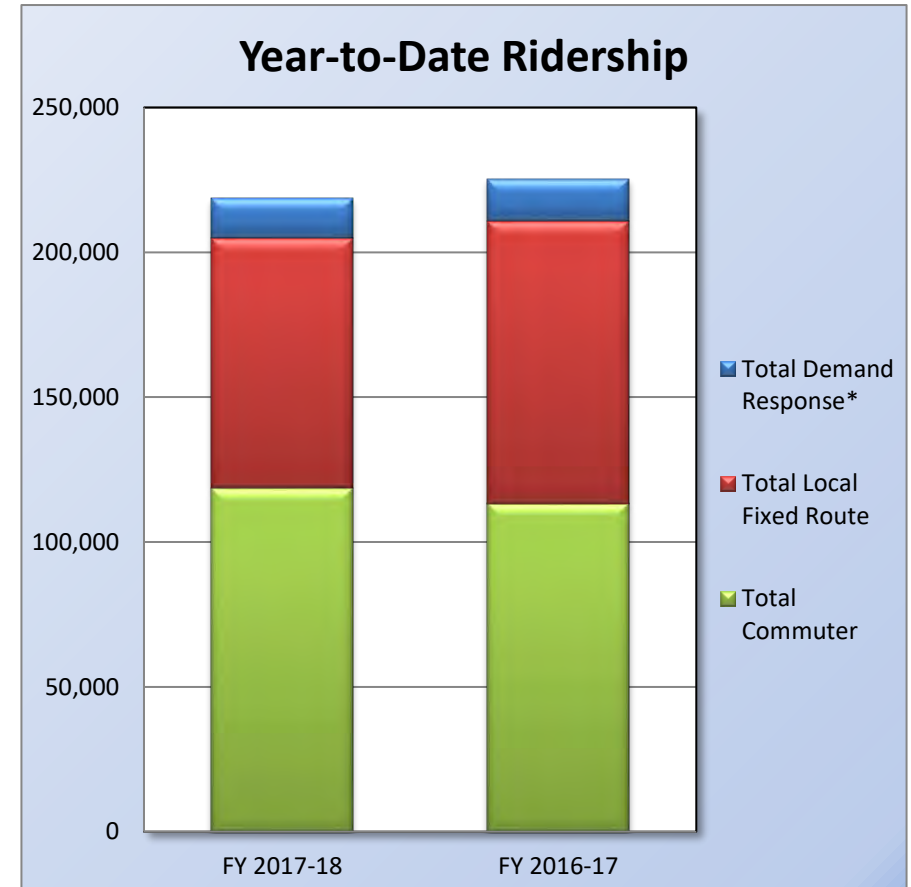


Demand Response	FY 2017-18	FY 2016-17	% Change
Dial-a-Ride	12,821	13,569	-5.5%
Sac-Med	394	358	10.1%
ADA Paratransit	561	631	-11.1%
<b>Total Demand Response*</b>	<b>13,776</b>	<b>14,558</b>	<b>-5.4%</b>

Local Fixed Route	FY 2017-18	FY 2016-17	% Change
Cameron Park	8,116	9,838	-17.5%
Diamond Springs	16,330	19,364	-15.7%
Saturday Express	3,446	3,995	-13.7%
Pollock Pines	25,425	29,932	-15.1%
Placerville Shuttle	30,053	33,651	-10.7%
Diamond Springs Saturday	715	690	3.6%
El Dorado Hills	2,132	0	100.0%
<b>Total Local Fixed Route</b>	<b>86,217</b>	<b>97,470</b>	<b>-11.5%</b>

Commuter	FY 2017-18	FY 2016-17	% Change
Sacramento Commuter	94,759	90,217	5.0%
Reverse Commuter	411	351	17.1%
50 Express	23,502	22,664	3.7%
<b>Total Commuter</b>	<b>118,672</b>	<b>113,232</b>	<b>4.8%</b>

Other Services	FY 2017-18	FY 2016-17	% Change
M.O.R.E.	15,033	16,803	-10.5%
Adult Day Services	4,440	3,559	24.8%
<b>Total Other Services</b>	<b>19,473</b>	<b>20,362</b>	<b>-4.4%</b>



Systemwide*	FY 2017-18	FY 2016-17	% Change
	218,665	225,260	-2.9%

\*Does not include Other Services

# February 2018 Ridership Report

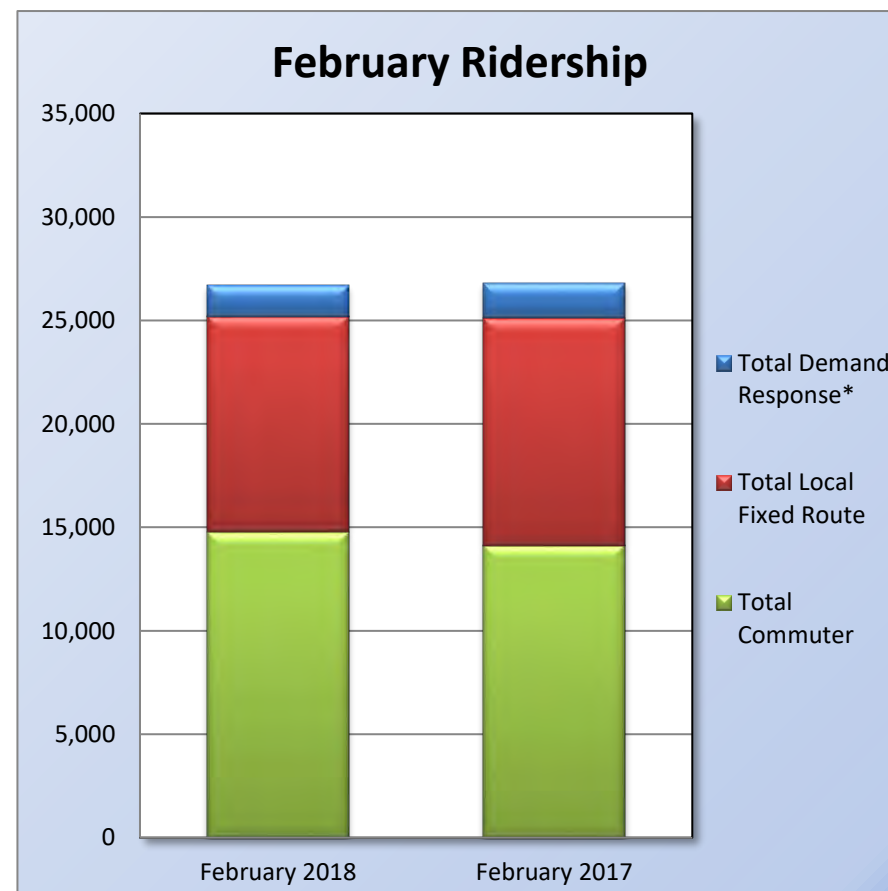


Demand Response	February 2018	February 2017	% Change
Dial-a-Ride	1,434	1,548	-7.4%
Sac-Med	42	34	23.5%
ADA Paratransit	45	113	-60.2%
<b>Total Demand Response*</b>	<b>1,521</b>	<b>1,695</b>	<b>-10.3%</b>

Local Fixed Route	February 2018	February 2017	% Change
Cameron Park	1,005	1,196	-16.0%
Diamond Springs	2,265	2,302	-1.6%
Saturday Express	427	471	-9.3%
Pollock Pines	2,932	3,263	-10.1%
Placerville Shuttle	3,366	3,652	-7.8%
Diamond Springs Saturday	95	113	-15.9%
El Dorado Hills	315	0	100.0%
<b>Total Local Fixed Route</b>	<b>10,405</b>	<b>10,997</b>	<b>-5.4%</b>

Commuter	February 2018	February 2017	% Change
Sacramento Commuter	11,562	11,146	3.7%
Reverse Commuter	44	60	-26.7%
50 Express	3,157	2,909	8.5%
<b>Total Commuter</b>	<b>14,763</b>	<b>14,115</b>	<b>4.6%</b>

Other Services	February 2018	February 2017	% Change
M.O.R.E.	1,665	1,896	-12.2%
Adult Day Services	559	436	28.2%
<b>Total Other Services</b>	<b>2,224</b>	<b>2,332</b>	<b>-4.6%</b>



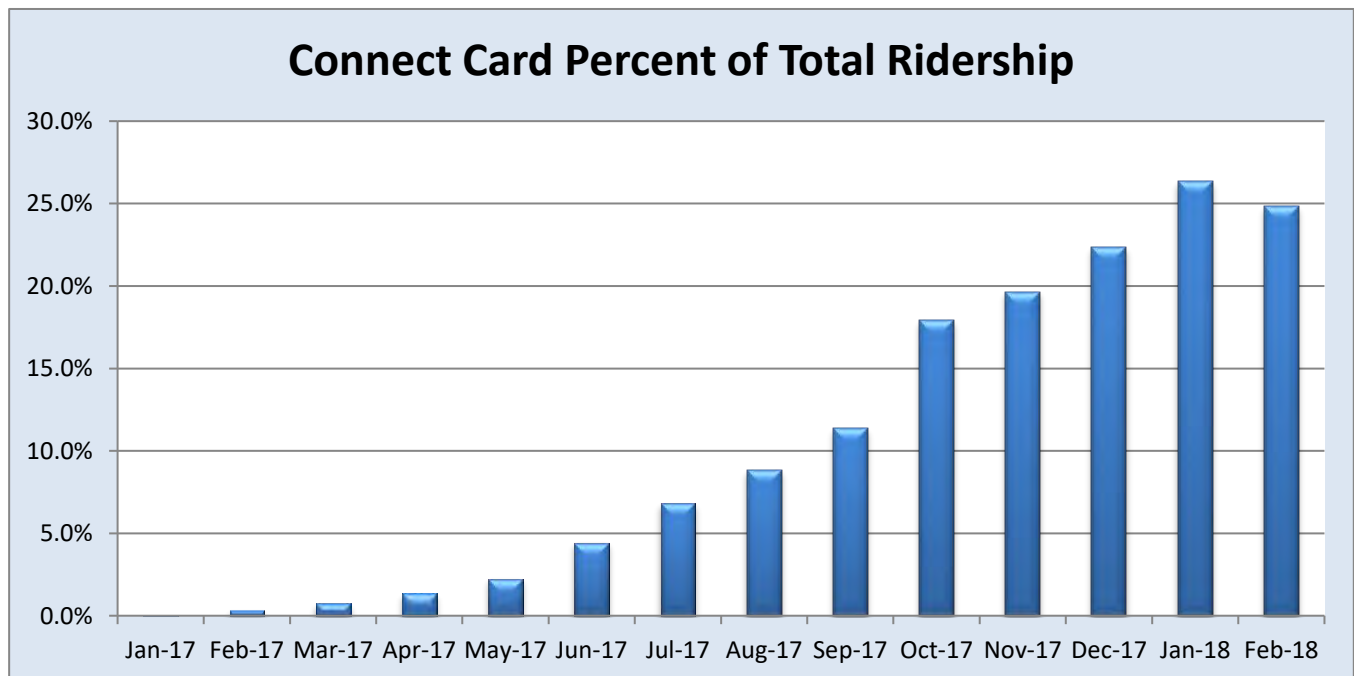
Systemwide*	February 2018	February 2017	% Change
	26,689	26,807	-0.4%

\*Does not include Other Services

## Connect Card Ridership Report



Month	Number of Taps	Total Ridership	% of Total Ridership
Jan-17	11	30,023	0.0%
Feb-17	87	29,139	0.3%
Mar-17	257	35,487	0.7%
Apr-17	394	29,448	1.3%
May-17	715	32,170	2.2%
Jun-17	1,313	29,790	4.4%
Jul-17	1,815	26,713	6.8%
Aug-17	2,947	33,442	8.8%
Sep-17	3,397	29,882	11.4%
Oct-17	5,905	33,007	17.9%
Nov-17	5,519	28,104	19.6%
Dec-17	6,065	27,148	22.3%
Jan-18	8,171	31,005	26.4%
Feb-18	7,175	28,913	24.8%



*Connect Card Consortium Goal of 25% by June 2018*