



EL DORADO TRANSIT

Transit Advisory Committee
El Dorado County Transit Authority
6565 Commerce Way
Diamond Springs, CA 95619
Wednesday, October 25, 2017; 8:15AM

AGENDA

Chair Laurel Brent-Bumb
Vice-Chair Susie Davies

CALL TO ORDER AND ROLL CALL

ADOPTION OF AGENDA

PUBLIC COMMENT

At this time, any person may comment on any item which is not on the agenda. PLEASE STATE YOUR NAME AND ADDRESS FOR THE RECORD. Action will not be taken on any item that is not on the agenda. If it requires action, it will be referred to staff and/or placed on the next meeting agenda. Please limit your comments to no more than three (3) minutes.

- | | <u>PAGE</u> |
|--|-------------|
| 1. <u>CONSENT CALENDAR</u> | |
| <i>These items are expected to be routine and non-controversial. They will be acted upon by the TAC at one time without discussion. Any TAC board member, staff member or interested citizen may request an item be removed from the Consent Calendar for discussion. The TAC may also add items from the Agenda to the Consent Calendar if they appear to be non-controversial.</i> | |
| A. Conformed Minutes of April 26, 2017 | 3 |
| 2. <u>ACTION ITEMS</u> | |
| A. None | |
| 3. <u>INFORMATION ITEMS</u> | |
| A. Final Operating Budget for Fiscal Year 2017/18 | 5 |
| B. Final Capital Improvement and Final Capital Budget Fiscal Year 2017/18 | 8 |
| C. Fiscal Year 2016/17 Administrative Operations Report | 10 |

3.	<u>INFORMATION ITEMS CONTINUED</u>	<u>PAGE</u>
	D. July, August and September 2017 Ridership and Connect Card Reports	12
	E. Books on the Bus Promotion	19
	F. Grant Awards/Prior Award Project Status	22
	G. Vehicle Donation	23

EXECUTIVE DIRECTOR REPORT *

COMMITTEE MEMBER COMMENTS*

ADJOURNMENT

* Verbal Report

In compliance with the Americans with Disabilities Act, if you are a disabled person and you need a disability related modification or accommodation to participate in this meeting, then please contact our office by telephone at (530) 642-5383 extension 209 or by fax at (530) 622-2877. Requests must be made as early as possible, and at least one full business day before the start of the meeting.

Visit us online at www.eldoradotransit.com



EL DORADO TRANSIT

Transit Advisory Committee
El Dorado County Transit Authority
6565 Commerce Way
Diamond Springs, CA 95619
Wednesday, April 26, 2016; 8:15 AM

CONFORMED AGENDA

Chair	Laurel Brent-Bumb
Vice-Chair	Susie Davies

CALL TO ORDER AND ROLL CALL

The meeting was called to order by Laurel Brent-Bumb at 8:19AM

Members present: Dan Bolster, Laurel Brent-Bumb, Susie Davies, Rebecca Garrison, Star Walker, Gloria Webster, Bill Wild and Ellen Yevdakimov

Staff present: Mindy Jackson, Scott Ousley, Brian James and Haley Van Horn

ADOPTION OF AGENDA

Moved and Seconded by Bill Wild/Ellen Yevdakimov

PUBLIC COMMENT

At this time, any person may comment on any item which is not on the agenda. PLEASE STATE YOUR NAME AND ADDRESS FOR THE RECORD. Action will not be taken on any item that is not on the agenda. If it requires action, it will be referred to staff and/or placed on the next meeting agenda. Please limit your comments to no more than three (3) minutes.

Mindy Jackson recognized the Transit Advisory Committee Board Members

Susie Davies thanked El Dorado Transit for transportation service at MORE.

Gloria Webster mentioned a need for transportation in White Rock Village.

1. CONSENT CALENDAR

These items are expected to be routine and non-controversial. They will be acted upon by the TAC at one time without discussion. Any TAC board member, staff member or interested citizen may request an item be removed from the Consent Calendar for discussion. The TAC may also add items from the Agenda to the Consent Calendar if they appear to be non-controversial.

A. Conformed Minutes of October 26, 2016

Moved and Seconded by Bill Wild/Ellen Yevdakimov

2. ACTION ITEMS

- A. 1. Review Preliminary Operating Budget for Fiscal Year 2017/18
2. Review Proposed Allocation Plan and Draft Organizational Chart
Fiscal Year 2017/18
- B. 1. Review Preliminary Capital Improvement Plan for Fiscal Year 2017/18
2. Review Preliminary Capital Improvement Budget for Fiscal Year 2017/18
- C. Cameron Park Route Expansion with Service to El Dorado Hills

Moved and Seconded by Susie Davies/Ellen Yevdakimov

3. INFORMATION ITEMS

- A. Fiscal Year Ridership Report
- B. Connect Card Rollout Status
- C. Discount Fare Card Program
- D. El Dorado County Transit Authority Transit Advisory Committee (TAC) Members

COMMITTEE MEMBER COMMENTS*

Dan Bolster shared that the El Dorado County Transportation Commission received notification that Cal Trans has conditionally awarded them with County Line Multi Model Transit Center Study Grant

Dan Bolster also mentioned that Senate Bill 1 will raise gas tax which will provide approximately six million dollars in transit funding

AJOURNMENT

* Verbal Report

In compliance with the Americans with Disabilities Act, if you are a disabled person and you need a disability related modification or accommodation to participate in this meeting, then please contact our office by telephone at (530) 642-5383 extension 209 or by fax at (530) 622-2877. Requests must be made as early as possible, and at least one full business day before the start of the meeting.

Visit us online at www.eldoradotransit.com

AGENDA ITEM 3 A
Information Item

MEMORANDUM

DATE: October 25, 2017

TO: El Dorado County Transit Authority
Transit Advisory Committee

FROM: Julie Petersen, Fiscal Administration Manager

SUBJECT: Fiscal Year 2017/18 Final Operating Budget

REQUESTED ACTION:
BY MOTION,

Final Operating Budget for Fiscal Year 2017/18

BACKGROUND

The Bylaws of the El Dorado County Transit Authority (El Dorado Transit) state;

“The Executive Director shall propose a preliminary operating budget...to the Board on or before the March meeting of each year. After considering the proposals from the Executive Director, the Board shall adopt a preliminary operating budget by April 15 of each year.

“The Executive Director shall propose a final operating budget...to the Board on or before June 15 of each year. Final operating...budget shall be adopted by the Board on or before July 15 of each year.”

Board Action related to fiscal year (FY) 2017/18 Budget:

March 2, 2017	Adoption of Resolution No. 17-11 preliminary operating budget for FY 2017/18
March 2, 2017	Adoption of Resolution No. 17-14 authorizing the Executive Director to claim Transportation Development Act (TDA) funds for FY 2017/18 Operating Budget
May 4, 2017	Adoption of Resolution No. 17-17 approving the Final Operating Budget for FY 2017/18.

DISCUSSION

The final operating budget for FY 2017/18 presented is a balanced budget based on the current service level including the demonstration taxi service in the El Dorado Hills area, the elimination of the Grizzly Flat flex route and modification and expansion to the Cameron Park route. Revenue projections identified are designated for transit operations.

As noted in the attached budget report there is two (2) changes, highlighted in bold, between the preliminary operating budget adopted on March 2, 2017 and the final budget for FY 2017/18. These changes include;

- Allocation of \$389,000 into the Cameron Park Expansion project.
- Reduction of the Contingency line item by \$389,000 for the funding of the Cameron Park Expansion project.

Any additional adjustments will be brought before the Board as an agenda item of through the Mid-Year Budget adjustment process.

The Executive Director and Fiscal Administration Manager will closely monitor all budgetary matters and submit timely reports to the Board on significant changes to revenues or expenses.

FISCAL IMPACT

Final balanced operating budget for fiscal year 2017/18 - \$8,523,498.

EL DORADO COUNTY TRANSIT AUTHORITY
FINAL OPERATING BUDGET 2017/2018

OPERATING BUDGET

		FY 2017/2018 Preliminary Adopted 03/02/2017	FY 2017/2018 Final Adopted 05/04/2017
REVENUE ACCOUNTS			
4000.00	Transportation Development Act (TDA/LTF)	\$4,159,003	\$4,159,003
4000.00	Transportation Development Act (TDA/LTF) Deferred 15/16	\$0	\$0
4270.00	State Transit Assistance (STA)	\$669,697	\$669,697
4270.00	State Transit Assistance (STA) Deferred	\$1,452,989	\$1,452,989
4970.00	Interest Income	\$24,000	\$24,000
4100.00	Federal Transit Administration (FTA) Section 5311 Grant	\$474,917	\$474,917
4300.00	Farebox	\$190,000	\$190,000
4310.00	Contract Services	\$485,000	\$485,000
4320.00	Farebox - Charter	\$5,000	\$5,000
4330.00	Sac Commute Route Passes	\$740,000	\$740,000
4350.00	Bus Passes	\$94,000	\$94,000
4360.00	Scrip	\$87,000	\$87,000
4400.00	Advertising Revenue	\$19,000	\$19,000
4990.00	Misc. Revenue	\$400	\$400
4107.03	Fair Shuttle AB2766 Grant	\$35,265	\$35,265
4112.00	FTA Section 5307 Grant Income - Preventative Maintenance (PM)	\$0	\$0
4109.04	Low Carbon Transit Operations Program (LCTOP) Grant CP	\$78,928	\$78,928
5060.00	Offset Reserve Fund - CalTIP (restricted)	\$8,299	\$8,299
TOTAL REVENUES		\$8,523,498	\$8,523,498
SALARY & BENEFIT ACCOUNTS			
5010.00	Regular Employees	\$3,109,237	\$3,109,237
5010.02	Temporary Employees	\$225,000	\$225,000
5010.07	Overtime	\$80,000	\$80,000
5010.08	On Call Pay	\$13,000	\$13,000
5010.09	Skill and Shift Pay	\$35,000	\$35,000
5020.01	Employee Retirement	\$470,000	\$470,000
5070.01	(OASDI - Payroll Tax) FICA	\$14,000	\$14,000
5070.02	MEDICARE - Payroll Tax	\$50,000	\$50,000
5020.02	Health Insurance	\$1,331,000	\$1,331,000
5020.03	Unemployment Insurance	\$20,000	\$20,000
5020.04	LT Disability/Life Ins	\$33,000	\$33,000
5020.05	Worker's Comp	\$313,000	\$313,000
TOTAL SALARY & BENEFITS		\$5,693,237	\$5,693,237
SERVICE & SUPPLY ACCOUNTS			
5090.02	Clothing & Supplies	\$3,000	\$3,000
5090.05	Uniforms - Other	\$14,000	\$14,000
5050.01	Communications - Phone	\$48,000	\$48,000
5090.20	Communications - Radio	\$1,000	\$1,000
5090.01	Household Expenses	\$13,750	\$13,750
5060.01	Insurance Premiums/Public Liability	\$372,561	\$372,561
5060.02	Insurance Premiums/Physical Damage	\$18,338	\$18,338
5060.03	Insurance Premiums/Commercial & EPL Packages	\$33,000	\$33,000
5090.06	Service Contracts/Equipment	\$115,000	\$115,000
5160.07	Park and Ride Maintenance	\$9,000	\$9,000
5160.01	Maintenance/Buildings	\$2,500	\$2,500
5160.05	Maintenance/Grounds	\$4,000	\$4,000
5160.09	Maintenance/Bus Stop	\$3,000	\$3,000
5160.00	Maintenance/Other	\$2,500	\$2,500
5040.00	Vehicle Maintenance (In-House)	\$293,000	\$293,000
5040.02	Vehicle Maintenance/Tires & Tubes	\$95,000	\$95,000
5040.03	Vehicle Maintenance/Lubricants	\$28,000	\$28,000
5040.04	Vehicle Maintenance/Small Tools - Shop	\$4,300	\$4,300
5040.80	Vehicle Maintenance/Sales Tax/ Fuel & Lub.	\$30,000	\$30,000
5090.40	Memberships	\$6,000	\$6,000
5090.70	Office Expense	\$15,000	\$15,000
5090.80	Postage	\$4,000	\$4,000
5030.00	Professional Services	\$150,000	\$150,000
5030.10	Employee Medical Exams	\$13,000	\$13,000
5030.30	Background Checks	\$3,000	\$3,000
5090.08	Pubs/Legal Notices	\$4,000	\$4,000
5090.75	Printing	\$28,000	\$28,000
5120.02	Rents/Leases - Equipment	\$17,000	\$17,000
5120.03	Rents/Leases Park and Rides	\$10,000	\$10,000
5140.01	Equipment Purchase - Data Processing	\$1,000	\$1,000
5140.05	Equipment Purchase - Office	\$8,000	\$8,000
5150.00	Special Department Expense	\$5,000	\$5,000
5150.01	Marketing	\$25,000	\$25,000
5090.30	Staff Development/Travel	\$31,000	\$31,000
5040.01	Fuel Purchase	\$572,000	\$572,000
5090.72	Bank Charges / Credit Card Charges	\$2,500	\$2,500
5050.02	Utilities	\$54,000	\$54,000
5050.03	Utilities/ Park & Rides	\$21,000	\$21,000
4108.03	Fair Shuttle AB2766 Grant	Pending	Pending
6210.01	Cameron Park Expansion	\$0	\$389,000
6270.00	Contingency	\$770,812	\$381,812
TOTAL SERVICES AND SUPPLIES		\$2,830,261	\$2,830,261
TOTAL OPERATING EXPENSES		\$8,523,498	\$8,523,498

AGENDA ITEM 3 B
Information Item

MEMORANDUM

DATE: October 25, 2017

TO: El Dorado County Transit Authority
Transit Advisory Committee

FROM: Julie Petersen, Fiscal Administration Manager

SUBJECT: Fiscal Year 2017/18 Final Capital Improvement Plan and
2017/18 Capital Budget

REQUESTED ACTION:
BY MOTION,

**Final Capital Improvement and Final Capital Budget
Fiscal Year 2017/18**

BACKGROUND

The Bylaws of the El Dorado County Transit Authority (El Dorado Transit) state;

“The Executive Director shall propose... a preliminary capital budget to the Board on or before the March meeting of each year. After considering the proposals from the Executive Director, the Board shall adopt a preliminary operating budget by April 15 of each year.”

“The Executive Director shall propose... a final capital budget to the Board on or before June 15 of each year. Final...capital budget shall be adopted by the Board on or before July 15 of each year.”

DISCUSSION

Board Action related to fiscal year (FY) 2017/18 Capital Improvement Plan and Budget:

March 2, 2017	Board approved preliminary capital improvement plan and budget for FY 2017/18
April 6, 2017	Board approved the reallocation of funding between CIP Projects 12-06 and 12-09.
May 4, 2017	Adoption of Resolution No. 17-18 approving the Final Capital Improvement Plan and Budget FY 2017/18

The El Dorado County Transit Authority Capital Improvement Plan Fiscal Year 2017/18 (CIP 2017/18) recommends capital projects and identifies funding for Connect Card, maintenance facility projects, vehicle purchase, software and hardware upgrades, safety and security, administration building improvements, and park and ride improvements.

FISCAL IMPACT

Adoption of the CIP 2017/18 and budget allow transit staff to proceed with projects to ensure timely completion. Individual projects will be presented to the Board for final approval.

AGENDA ITEM 3 C
Information Item

MEMORANDUM

DATE: November 2, 2017

TO: El Dorado County Transit Authority
Transit Advisory Committee

FROM: Brian James, Planning and Marketing Manager

SUBJECT: Fiscal Year 2016/17 Administrative Operations Report

REQUESTED ACTION:
BY MOTION,

No action. Information item.

BACKGROUND

The El Dorado County Transit Authority (El Dorado Transit) provides public transportation under authority of a Joint Powers Agreement (JPA) with the County of El Dorado and the City of Placerville. Public transit services include demand response, rural local fixed route and urban commuter service.

The Fiscal Year 2016/2017 Administrative Operations Report (Admin Report) provides an overview of El Dorado Transit operations for the reporting period July 1, 2016 through June 30, 2017.

As a recipient of Transportation Development Act (TDA) funds, El Dorado Transit is required to report performance measure statistics as defined in the TDA Public Utilities Code Chapter 4, Transportation Development Article 1 – General Provisions and Definitions Section 99247. The Admin Report includes required statistical analysis and other Board approved performance measures on a route, mode and system wide basis.

El Dorado Transit management provides performance measure reporting by service and mode (type of service) which is above and beyond the mandated reporting format. This reporting format provides the public, policy makers and management a detailed comparison by individual service. For comparison purposes, the Admin Report also includes data from the same reporting period in the prior fiscal year.

DISCUSSION

As noted above and in the Admin Report, El Dorado Transit provides three (3) distinct types of public transportation: demand response, rural local fixed route and urban commuter service. The purpose of each service varies. Therefore, goals and objectives for efficiency are considered separately.

The report provides statistics, revenues, expenses and performance measures by route, mode and system. To effectively review performance, it is necessary to separate the three (3) modes and compare services within each mode. For example, demand response services are considered life-line social support services that historically report a lower farebox recovery ratio (FBR) than the system as a whole. Within each mode, analysis is presented between each service type.

Overall, in Fiscal Year 2016/17 system wide ridership decreased by 9,576 trips or 2.4% compared to Fiscal Year 2015/16. This equates to a decrease in ridership of 1.9 trips per service hour.

Demand response services had a decrease in ridership of 2,929 trips or 5.2%. The largest variance in ridership was from the contracted service for M.O.R.E which had a decrease in ridership of 2,794 trips. El Dorado Transit does not influence ridership numbers for contracted services.

Rural local fixed route services had a decrease in ridership of 6,581 trips or 4.3%. The largest variance in ridership was from Route 20 serving Placerville which had a decrease in ridership of 3,724 trips. The new Diamond Springs Saturday route that was introduced in July 2016 had 1,221 trips during the period.

Urban services had an increase in ridership of 2,545 trips or 1.5%. The commuter service increased by 824 trips and the 50 Express increased by 1,871 trips, while the reverse commuter service decreased by 150 trips.

The El Dorado County Fair had a decrease in ridership of 2,611 trips or 21.6% due to the hot weather during the fair in 2017.

Additional performance measures discussed in the report include complaints and compliments, on-time performance and road calls.

FISCAL IMPACT

None.

AGENDA ITEM 3 D
Information Item

MEMORANDUM

DATE: October 25, 2017

TO: El Dorado County Transit Authority
Transit Advisory Committee

FROM: Brian James, Planning and Marketing Manager

SUBJECT: July, August and September 2017 Ridership and Connect Card Reports

REQUESTED ACTION:
BY MOTION,

No action. Information item.

BACKGROUND

The El Dorado County Transit Authority (El Dorado Transit) staff reports monthly and year-to-date ridership trend reports at each Board meeting.

DISCUSSION

Following are the July August and September 2017 monthly ridership reports, and the year-to-date ridership report comparing the current fiscal year to the previous fiscal year.

The El Dorado Hills Taxi Voucher ridership decreased in July 2017 by 69 trips compared to June 2017. El Dorado Transit staff is conducting a survey of the Taxi Voucher riders to obtain feedback from participants on the service to gauge satisfaction and look for system improvements.

Connect Card taps are recorded every time a Connect Card is tapped onto the equipment in one of the vehicles. The number of taps is tracked to evaluate system usage. El Dorado Transit recorded 1,815 taps in July, 2,947 taps in August, and 3,397 taps in September.

Ridership Report Fiscal Year-to-Date

July 2017 to September 2017

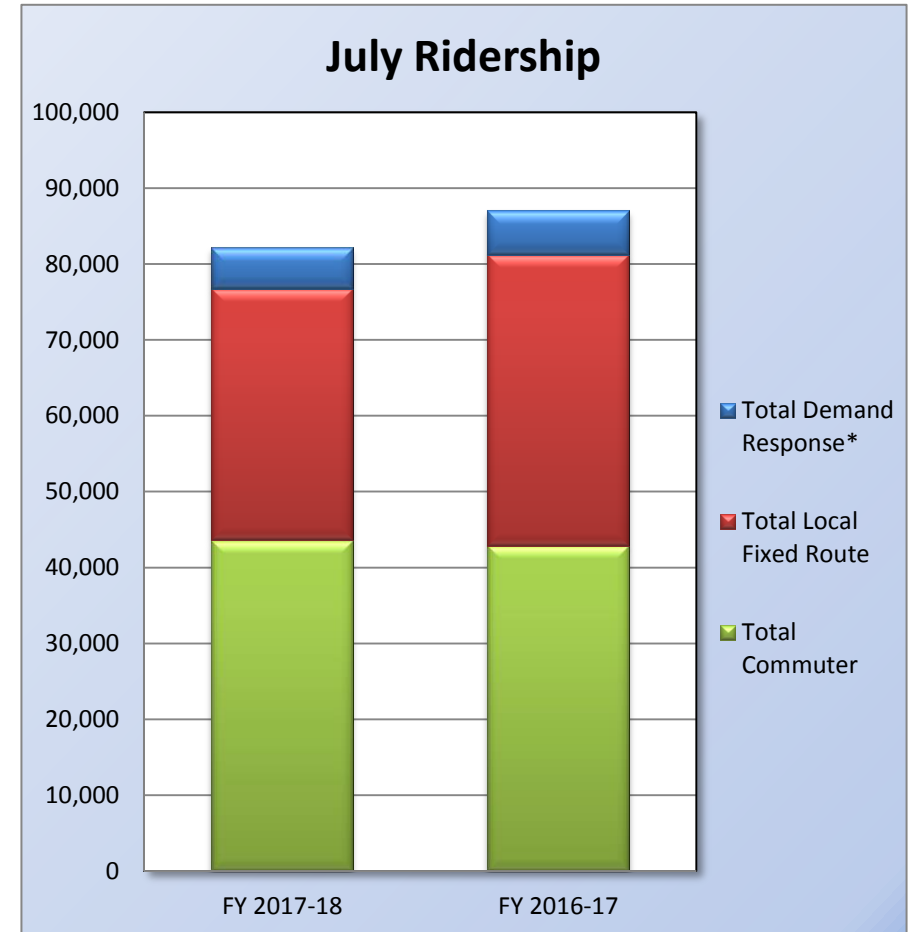


Demand Response	FY 2017-18	FY 2016-17	% Change
Dial-a-Ride	5,035	5,411	-6.9%
Sac-Med	122	172	-29.1%
ADA Paratransit	245	212	15.6%
Total Demand Response*	5,402	5,795	-6.8%

Local Fixed Route	FY 2017-18	FY 2016-17	% Change
Cameron Park	2,921	3,651	-20.0%
Diamond Springs	5,736	7,193	-20.3%
Saturday Express	1,441	1,569	-8.2%
Pollock Pines	10,236	12,187	-16.0%
Placerville Shuttle	12,054	13,564	-11.1%
Diamond Springs Saturday	257	172	49.4%
El Dorado Hills	475	0	100.0%
Total Local Fixed Route	33,120	38,336	-13.6%

Commuter	FY 2017-18	FY 2016-17	% Change
Sacramento Commuter	35,475	34,570	2.6%
Reverse Commuter	167	115	45.2%
50 Express	7,984	8,225	-2.9%
Total Commuter	43,626	42,910	1.7%

M.O.R.E. & Adult Day Services	FY 2017-18	FY 2016-17	% Change
M.O.R.E.	6,055	6,633	-8.7%
Adult Day Services	1,758	1,322	33.0%
Total M.O.R.E. and ADS	7,813	7,955	-1.8%



Systemwide*	FY 2017-18	FY 2016-17	% Change
	82,148	87,041	-5.6%

*Does not include M.O.R.E. and Adult Day Services

July 2017 Ridership Report

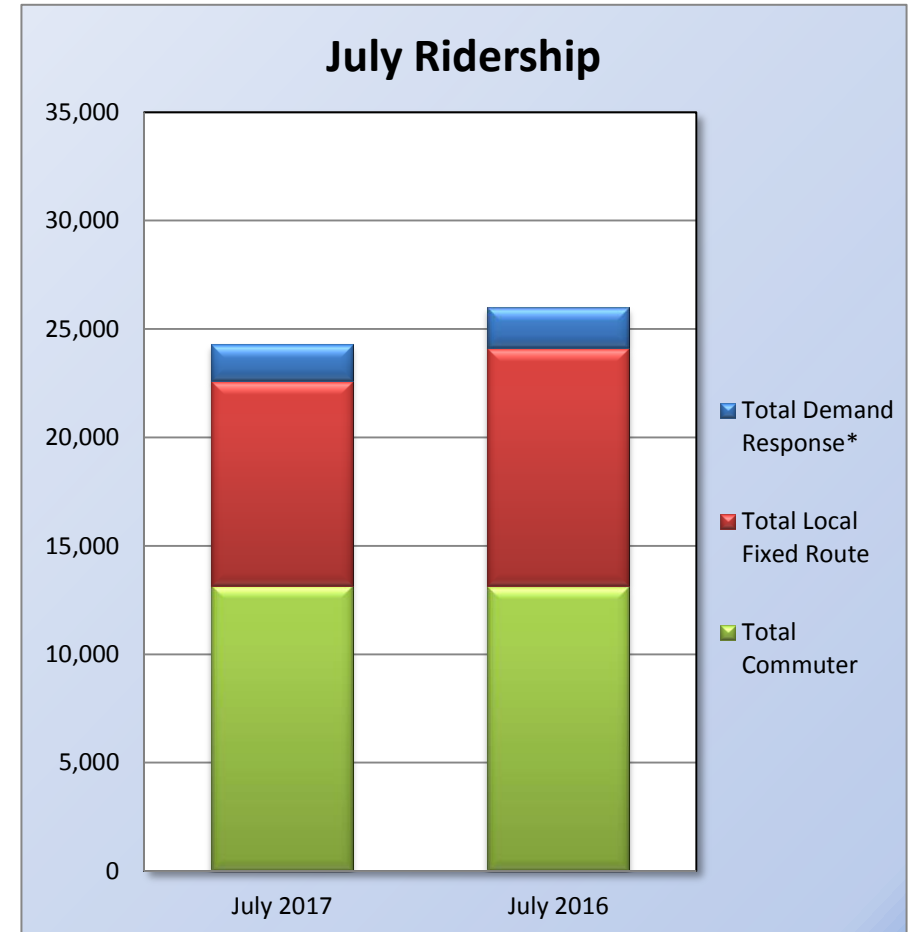


Demand Response	July 2017	July 2016	% Change
Dial-a-Ride	1,606	1,748	-8.1%
Sac-Med	33	54	-38.9%
ADA Paratransit	52	75	-30.7%
Total Demand Response*	1,691	1,877	-9.9%

Local Fixed Route	July 2017	July 2016	% Change
Cameron Park	821	1,088	-24.5%
Diamond Springs	1,210	1,451	-16.6%
Saturday Express	467	596	-21.6%
Pollock Pines	3,030	3,635	-16.6%
Placerville Shuttle	3,813	4,156	-8.3%
Diamond Springs Saturday	85	49	73.5%
El Dorado Hills	11	0	100.0%
Total Local Fixed Route	9,437	10,975	-14.0%

Commuter	July 2017	July 2016	% Change
Sacramento Commuter	11,016	10,765	2.3%
Reverse Commuter	68	41	65.9%
50 Express	2,082	2,337	-10.9%
Total Commuter	13,166	13,143	0.2%

M.O.R.E. & Adult Day Services	July 2017	July 2016	% Change
M.O.R.E.	1,870	1,998	-6.4%
Adult Day Services	549	397	38.3%
Total M.O.R.E. and ADS	2,419	2,395	1.0%



Systemwide*	July 2017	July 2016	% Change
	24,294	25,995	-6.5%

*Does not include M.O.R.E. and Adult Day Services

August 2017 Ridership Report

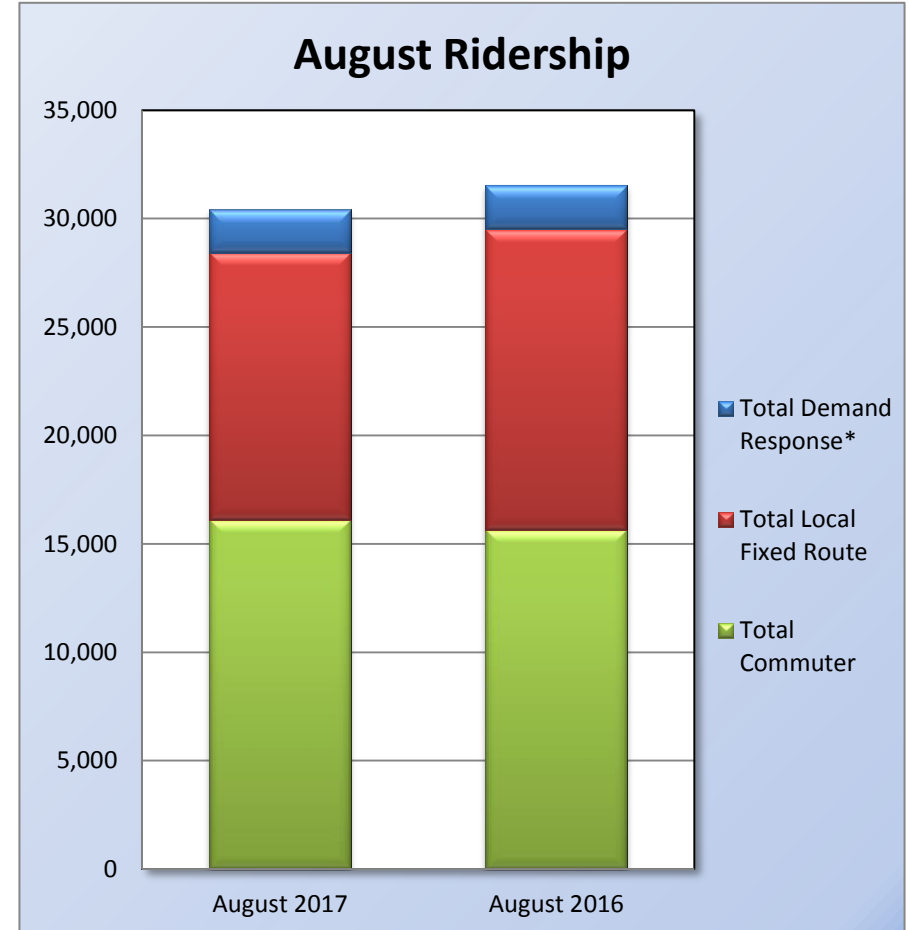


Demand Response	August 2017	August 2016	% Change
Dial-a-Ride	1,833	1,874	-2.2%
Sac-Med	46	63	-27.0%
ADA Paratransit	84	77	9.1%
Total Demand Response*	1,963	2,014	-2.5%

Local Fixed Route	August 2017	August 2016	% Change
Cameron Park	1,050	1,289	-18.5%
Diamond Springs	2,203	2,678	-17.7%
Saturday Express	432	506	-14.6%
Pollock Pines	3,869	4,428	-12.6%
Placerville Shuttle	4,470	4,932	-9.4%
Diamond Springs Saturday	80	37	116.2%
El Dorado Hills	217	0	100.0%
Total Local Fixed Route	12,321	13,870	-11.2%

Commuter	August 2017	August 2016	% Change
Sacramento Commuter	13,234	12,694	4.3%
Reverse Commuter	46	37	24.3%
50 Express	2,853	2,928	-2.6%
Total Commuter	16,133	15,659	3.0%

M.O.R.E. & Adult Day Services	August 2017	August 2016	% Change
M.O.R.E.	2,285	2,469	-7.5%
Adult Day Services	664	454	46.3%
Total M.O.R.E. and ADS	2,949	2,923	0.9%



Systemwide*	August 2017	August 2016	% Change
	30,417	31,543	-3.6%

*Does not include M.O.R.E. and Adult Day Services

September 2017 Ridership Report

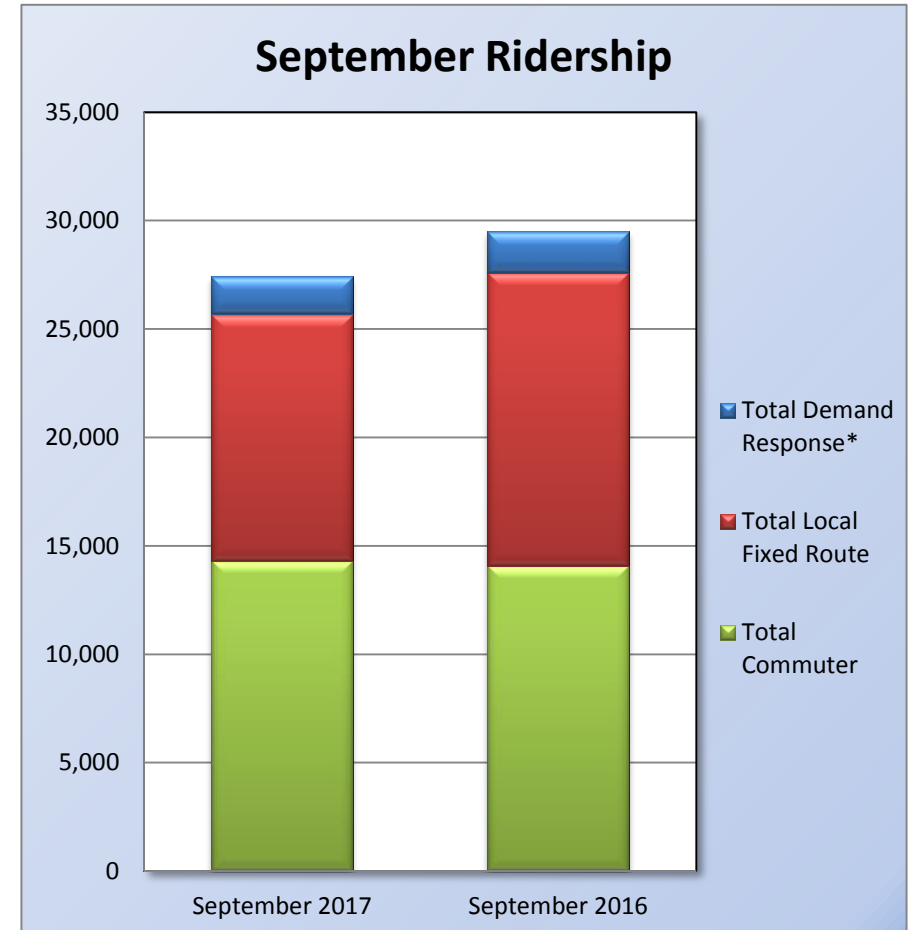


Demand Response	September 2017	September 2016	% Change
Dial-a-Ride	1,596	1,789	-10.8%
Sac-Med	43	55	-21.8%
ADA Paratransit	109	60	81.7%
Total Demand Response*	1,748	1,904	-8.2%

Local Fixed Route	September 2017	September 2016	% Change
Cameron Park	1,050	1,274	-17.6%
Diamond Springs	2,323	3,064	-24.2%
Saturday Express	542	467	16.1%
Pollock Pines	3,337	4,124	-19.1%
Placerville Shuttle	3,771	4,476	-15.8%
Diamond Springs Saturday	92	86	7.0%
El Dorado Hills	247	0	100.0%
Total Local Fixed Route	11,362	13,491	-15.8%

Commuter	September 2017	September 2016	% Change
Sacramento Commuter	11,225	11,111	1.0%
Reverse Commuter	53	37	43.2%
50 Express	3,049	2,960	3.0%
Total Commuter	14,327	14,108	1.6%

M.O.R.E. & Adult Day Services	September 2017	September 2016	% Change
M.O.R.E.	1,900	2,166	-12.3%
Adult Day Services	545	471	15.7%
Total M.O.R.E. and ADS	2,445	2,637	-7.3%



Systemwide*	September 2017	September 2016	% Change
	27,437	29,503	-7.0%

*Does not include M.O.R.E. and Adult Day Services

El Dorado Hills Taxi Voucher

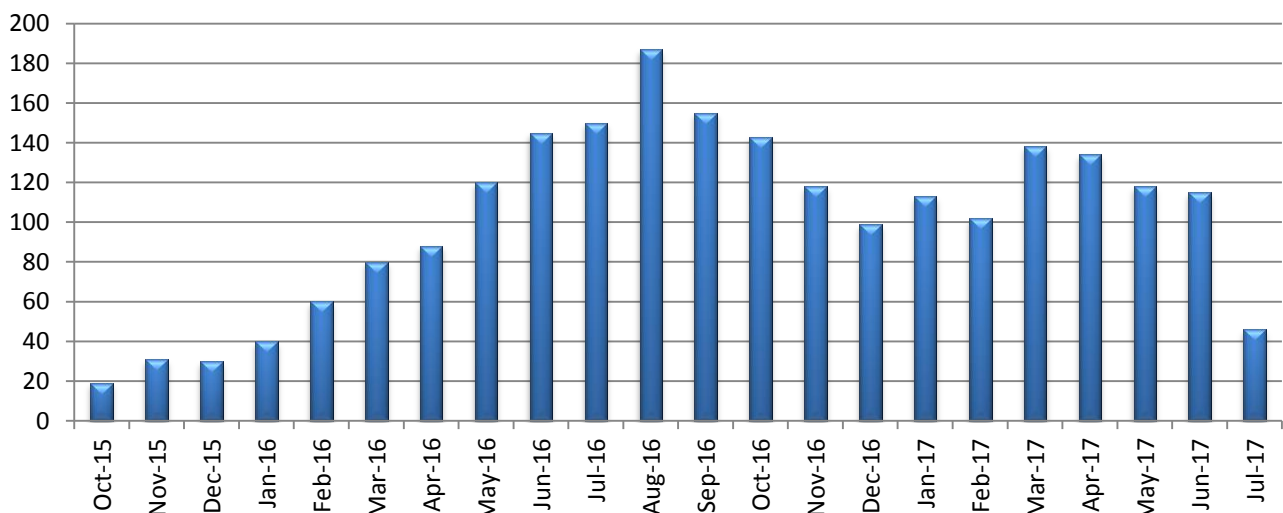
Month **Trips Per Month**

Oct-15	19
Nov-15	31
Dec-15	30
Jan-16	40
Feb-16	60
Mar-16	80
Apr-16	88
May-16	120
Jun-16	145
Jul-16	150
Aug-16	187
Sep-16	155
Oct-16	143
Nov-16	118
Dec-16	99
Jan-17	113
Feb-17	102
Mar-17	138
Apr-17	134
May-17	118
Jun-17	115
Jul-17	46

Total **2231**
Average **101**



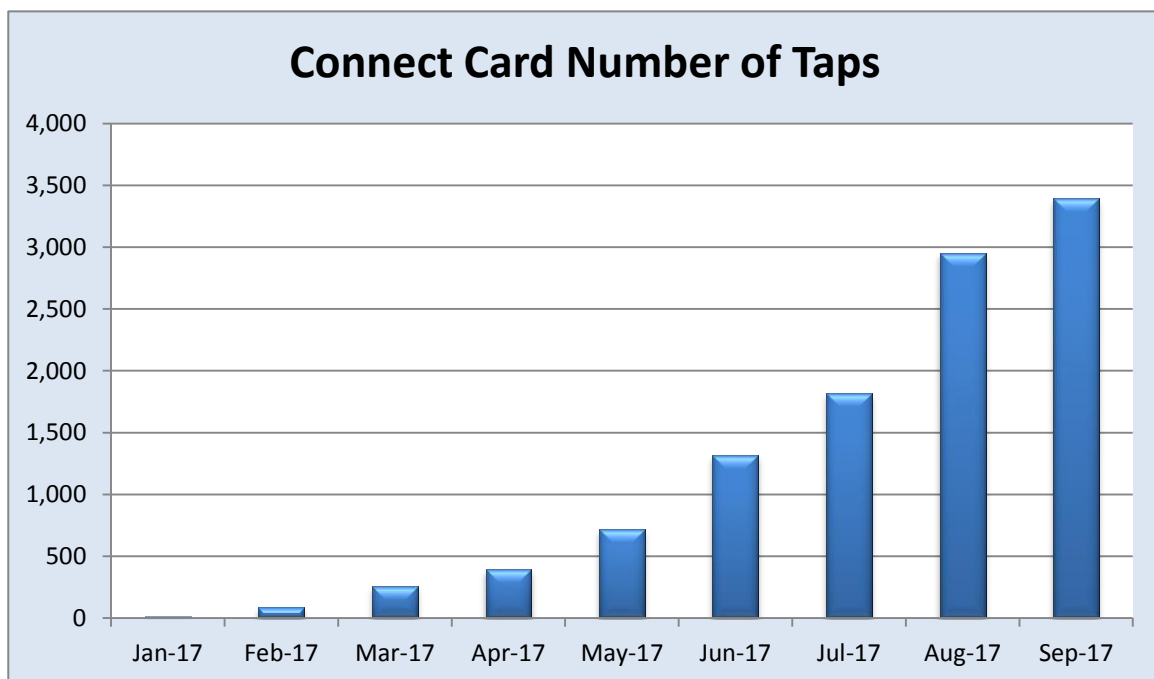
El Dorado Hills Taxi Voucher Trips Per Month



Connect Card "Taps" Report



Month	Number of Taps
Jan-17	11
Feb-17	87
Mar-17	257
Apr-17	394
May-17	715
Jun-17	1,313
Jul-17	1,815
Aug-17	2,947
Sep-17	3,397



AGENDA ITEM 3 E
Information Item

MEMORANDUM

DATE: October 25, 2017

TO: El Dorado County Transit Authority
Transit Advisory Committee

FROM: Brian James, Planning and Marketing Manager

SUBJECT: Books on the Bus Promotion

REQUESTED ACTION:
BY MOTION,

No action. Information item.

BACKGROUND

El Dorado Transit has partnered with First 5 El Dorado, the Cameron Park Library and the El Dorado Hills Library to present the “Books on the Bus” promotion. In the month of October, anyone who shows their El Dorado County Library card on the NEW El Dorado Transit Bus Route 70 will ride for free during the month of October 2017.

DISCUSSION

The new Route 70 provides hourly service in Cameron Park and El Dorado Hills Monday through Friday. Service locations include the Cameron Park and El Dorado Hills Libraries, Raley’s Shopping Center, Town Center, the Cameron Park CSD and Cameron Park Lake.

The mission of the First 5 El Dorado Hubs program is to build resiliency with families through collaborative, community-based prevention and early intervention services. The program gives members of the community access to resources that will benefit their families and their future. The program offers classes, groups, and activities for expectant parents and families with children ages 0-18, staffed by a team of family engagement, literacy and health specialists.

The Cameron Park Library and El Dorado Hills Library are Community Hubs. Community members are encouraged to participate in the Hubs program and to sign up for a Library Card that will help them gain access to available services that the libraries offer, including books to bring home on the bus.

El Dorado County Transit Authority
Transit Advisory Committee
October 25, 2017 Agenda

As part of this program, 220 free ride vouchers were distributed by the libraries to help people that do not have transportation get to the libraries to obtain their library cards.

Once the promotion is completed at the end of October, final ridership statistics will be available.

FISCAL IMPACT

Uncollected fares of up to \$500 including free rides vouchers and passengers utilizing their library cards to board the bus.

BOOKS ON THE BUS



FREE BUS RIDES IN OCTOBER!

Show your El Dorado County Library card to the bus driver on the **NEW El Dorado TransitBus Route 70** in Cameron Park and El Dorado Hills and ride for **FREE** during October 2017.

Don't have a Library Card?


Visit or contact your local Library to sign up!

SERVICE TO THE LIBRARIES

The Bus Route 70 serves both the Cameron Park Library and El Dorado Hills Library every hour Monday - Friday

COMMUNITY HUBS

The El Dorado Hills and Cameron Park Libraries are Community Hubs! Find resources and activities for families with children ages 0-18. Get connected to health, parenting, and literacy resources by connecting with Hub staff today.



Community Hubs are a partnership between First 5 El Dorado, EDC Library, EDC Early Care and Education Planning Council, EDC Child Abuse Prevention Council, EDC Health and Human Services Agency's Maternal Child and Adolescent Health Program and Mental Health Services Act.



AGENDA ITEM 3 F
Information Item

MEMORANDUM

DATE: October 25, 2017

TO: El Dorado County Transit Authority
Transit Advisory Committee

FROM: Brian James, Planning and Marketing Manager

SUBJECT: Grant Awards/Prior Award Project Status

REQUESTED ACTION:
BY MOTION,

No action. Information item.

BACKGROUND

The El Dorado County Transit Authority staff applies for grants to fulfill capital projects.

DISCUSSION

Since April 2017, El Dorado Transit has received notification of project eligibility for three (3) capital grants and one operating grant.

The California Transit Security Grant Program - California Transit Assistance Fund Proposition 1B (CTSGP-CTAF) from the California Governor's Office of Emergency Services awarded El Dorado Transit two capital grants. The first is for \$124,854 for a radio system upgrade and the second is for \$99,883 for a vehicle collision avoidance smart camera system.

The Federal Transit Administration (FTA) Section 5310 capital grant for the replacement of five (5) buses and five (5) minivans for a total of \$610,000 to be used for the transportation of seniors and disabled persons.

The Low Carbon Transit Operations Program (LCTOP) from the California Department of Transportation (Caltrans) awarded \$78,928 for continued operation of the bus service in Cameron Park.

AGENDA 3 G
Information Item

MEMORANDUM

DATE: October 25, 2017

TO: El Dorado County Transit Authority
Transit Advisory Committee

FROM: Mindy Jackson, Executive Director

SUBJECT: Vehicle Donation Policy

REQUESTED ACTION:
BY MOTION, None.

BACKGROUND

The El Dorado County Transit Authority (El Dorado Transit) replaces transit vehicles on a regular basis according to an adopted Vehicle Replacement Policy. Those vehicles designated as surplus are sold at a public venue; parted out or donated to local non-profit organizations or governmental agencies.

El Dorado Transit fleet vehicles used in the delivery of public transportation are sought-after by various non-profit agencies because they are well-maintained and wheelchair accessible. The Board approved Board Policy G-4 that allows the donation of vehicles designated as surplus to local non-profits organizations that provide services to El Dorado County residents. The policy further authorizes the Executive Director to develop and implement a competitive process for potential applicants to apply for the transfer of a surplus vehicle.

El Dorado Transit staff identified the two (2) 6-passenger wheelchair accessible Dodge Caravans available for donation.

<u>Vehicle Inventory #</u>	<u>Vehicle Type</u>	<u>Mileage</u>
1010	2010 Dodge Caravan (minivan)	121,644
1012	2010 Dodge Caravan (minivan)	157,745

DISCUSSION

El Dorado Transit published a notice and Request for Proposals (RFP) soliciting grant applications for the donation one (1) of two (2) wheelchair accessible minivans on August 11, 2017.

Scoring Criteria included the following;

- Demonstrated Community Benefit
- Total Number of Projected Annual Trips
- Transportation Coordination
- Ability of Organization to maintain Service
- Clarity and Quality of Application

El Dorado Transit received three (3) applications that were scored according to the published criteria with the following results:

APPLICANT	TOTAL SCORE
El Dorado Hills Community Services District	237
Mother Lode Rehabilitation Enterprises (MORE)	289
Progress House	258

Staff will recommend on November 2, 2017 that the El Dorado County Transit Authority Board award the donation vehicles as follows:

Vehicle #1010 to Mother Lode Rehabilitation Enterprises (MORE)

Vehicle #1012 to Progress House

FISCAL IMPACT

The vehicles were depreciated to zero value, insurance coverage terminated and title and ownership will be transferred to the recipients.