

AGENDA ITEM 2 A
Action Item

MEMORANDUM

DATE: June 7, 2018
TO: El Dorado County Transit Authority
FROM: Maria Harris, Human Resources Manager
SUBJECT: Workers Compensation Trending Report

REQUESTED ACTION:

BY MOTION,

**Receive and File El Dorado County Transit Authority
Workers Compensation Trending Report**

BACKGROUND

On July 1, 2002 the El Dorado County Transit Authority (El Dorado Transit) moved the agency's worker compensation insurance coverage from the Association of Bay Area Governments (ABAG) Workers Compensation Insurance Pool (A Group Insurance Pool) into the Special Districts Risk Management Authority (SDRMA) Workers Compensation Insurance Pool (Self Insurance Program). The change in coverage resulted in improved claims management and cost saving.

El Dorado Transit contracts with York Risk Services Group, Inc. (York) formally known as Gregory B. Bragg & Associates, Inc., to efficiently and effectively administer all workers compensation claims.

DISCUSSION

Dori Zumwalt, Senior Account Manager from York Risk Services Group will present the Workers Compensation Trending Report for El Dorado Transit. The report has been prepared for presentation to the Board of Directors with an update on El Dorado Transit's worker's compensation claim assessment over the previous five (5) years. This document will also be utilized to identify areas that require risk analysis such as the programs strengths and weaknesses.

FISCAL IMPACT

None

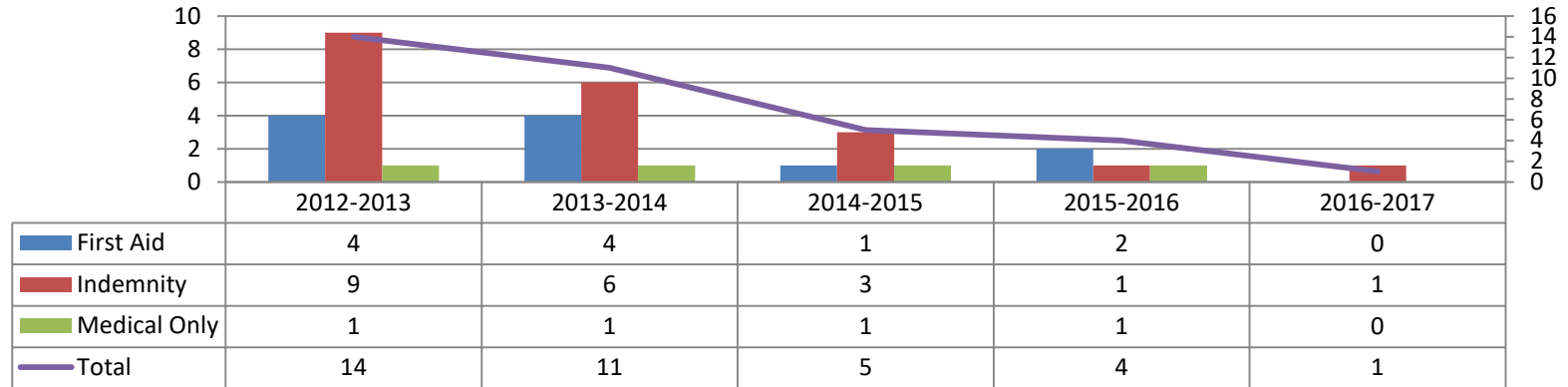


YORKTM
Public Entity

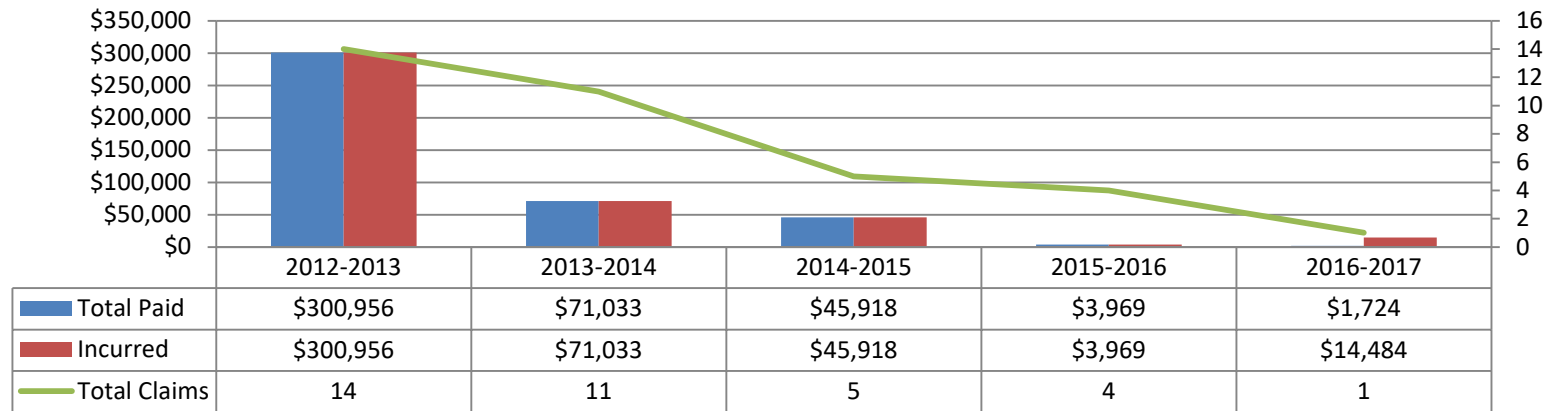
Workers' Compensation
Trending Report for
El Dorado Transit Authority
June 2018

Trending Report: El Dorado Transit Authority 2012-2017

Claim Type by Fiscal Year

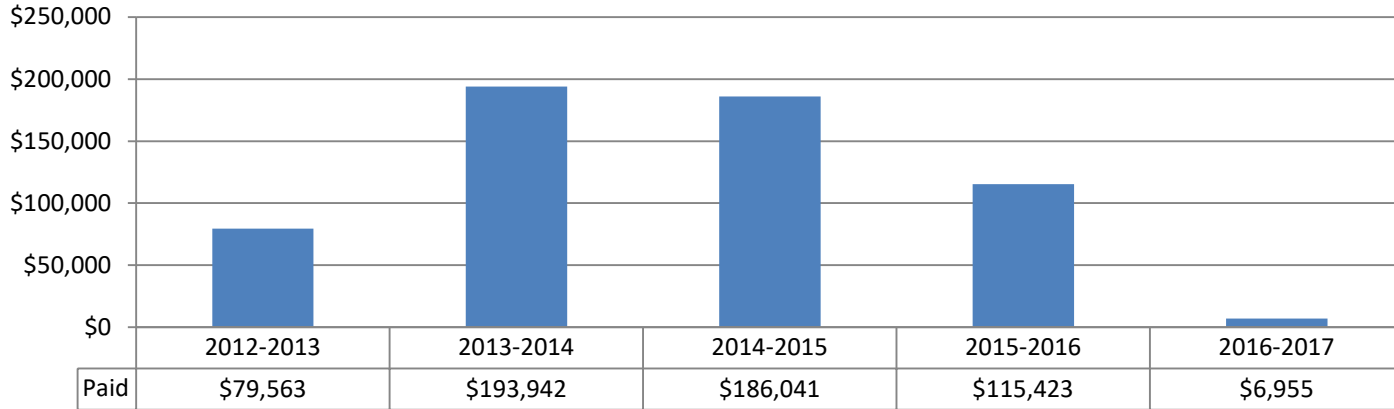


Total Paid and Incurred by Fiscal Year for Injuries within the Fiscal Year

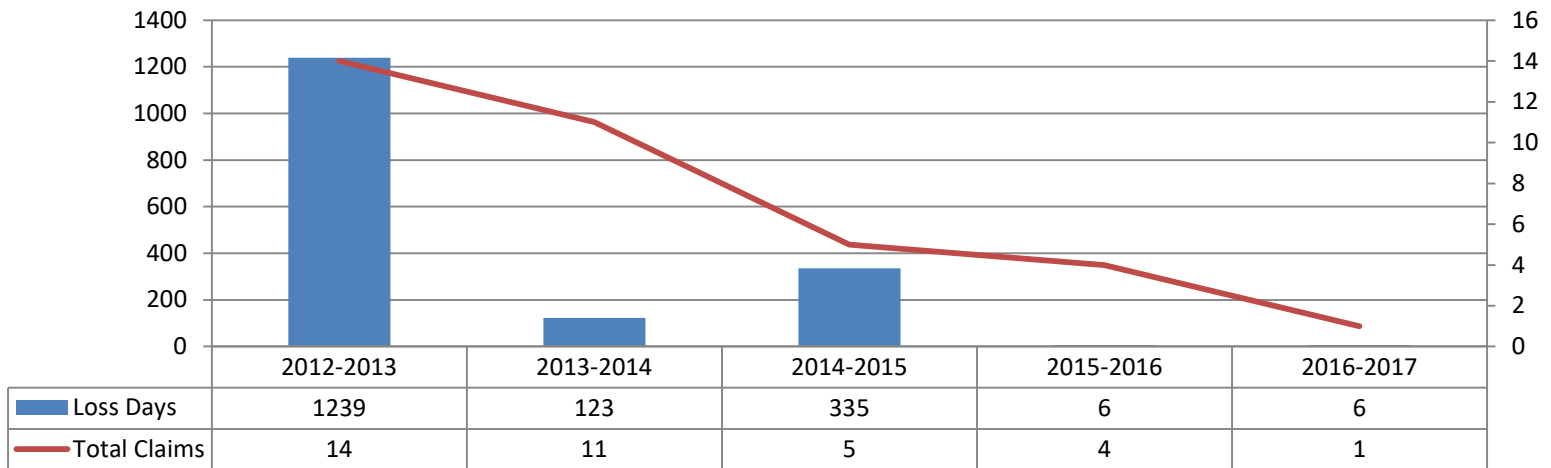


Trending Report: El Dorado Transit Authority 2012-2017

Total Paid During Fiscal Year Regardless of Injury Date

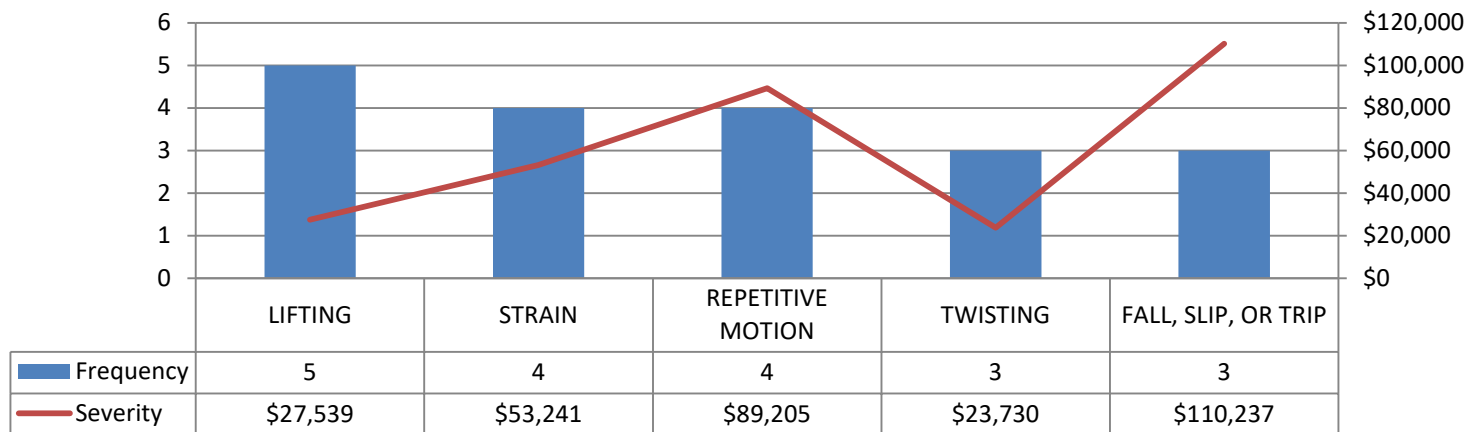


Loss Days for Injuries within Fiscal Year

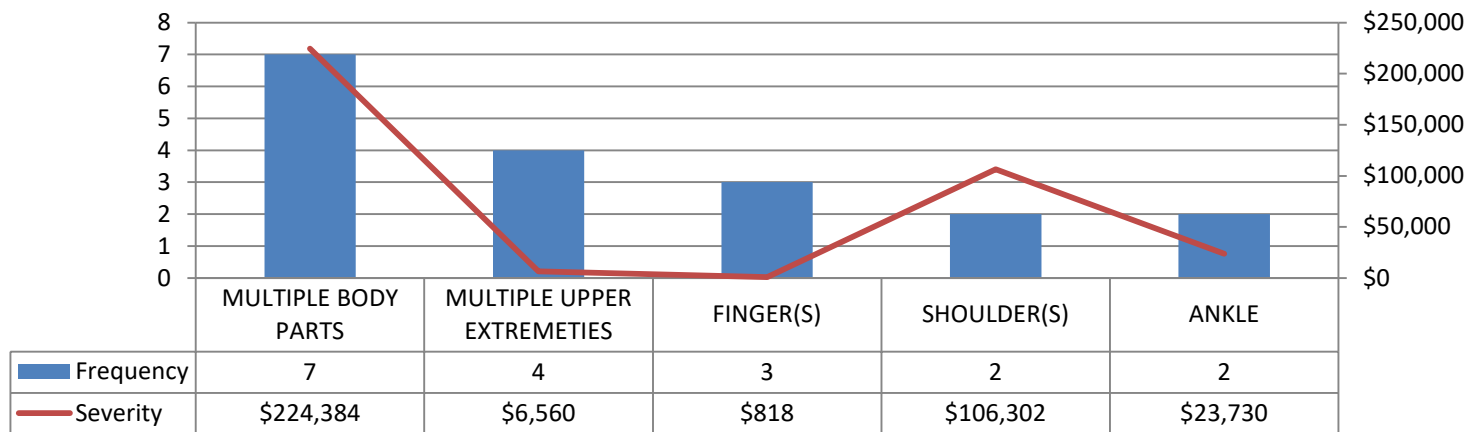


Trending Report: El Dorado Transit Authority 2012-2017

Top 5 Cause of Injury Fiscal Year 2012-2017

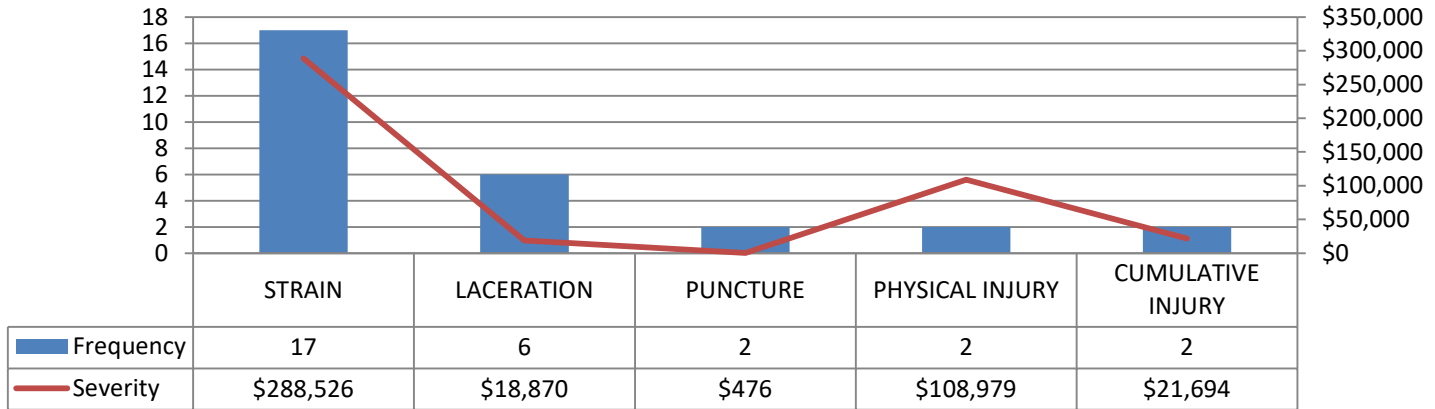


Top 5 Part of Body Injured Fiscal Year 2012-2017

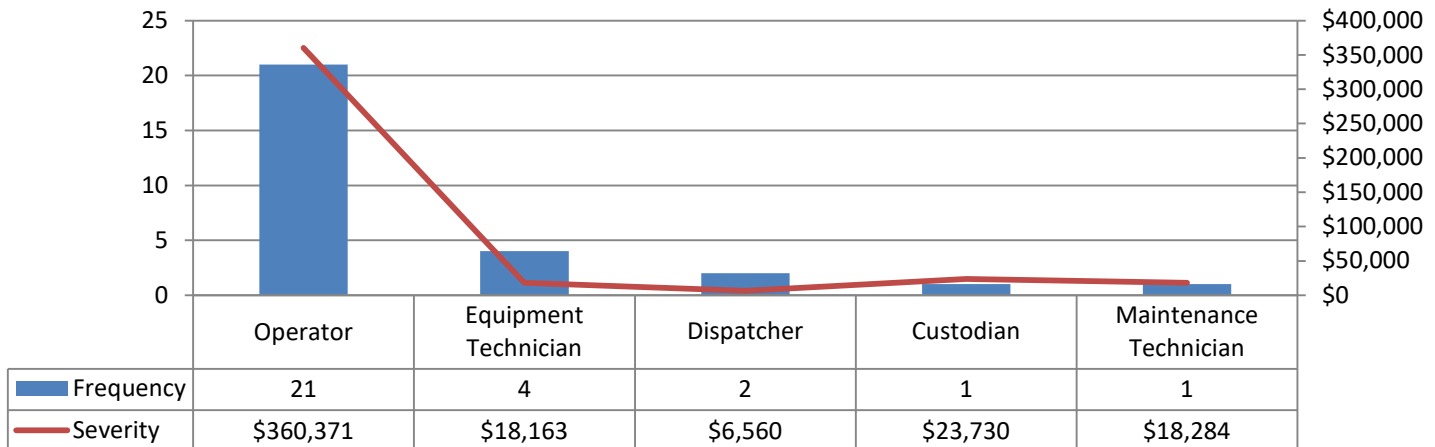


Trending Report: El Dorado Transit Authority 2012-2017

Top 5 Nature of Injury Fiscal Year 2012-2017



Top 5 Occupation of Injury Fiscal Year 2012-2017



Trending Report: El Dorado Transit Authority 2012-2017

Top 10 Claims FY 2012-2017

| Claim | Injury Date | Description | Status | Paid | Incurred |
|-------------|-------------|---|--------|-----------|-----------|
| SDWA-555709 | 10/12/2012 | Employee fell out of new bus and injured left wrist, elbow, ankle, shoulder, hip, and finger. | C | \$108,979 | \$108,979 |
| SDWA-555514 | 7/2/2012 | Employee felt a pop in left shoulder after pulling fare vault from the bus. | C | \$91,818 | \$91,818 |
| SDWA-556665 | 1/8/2013 | Cumulative trauma claim to bilateral wrists. | C | \$64,771 | \$64,771 |
| SDWA-556960 | 11/12/2014 | Employee was lifting bicycle rack to stow away and felt a pop in left upper arm. | C | \$27,281 | \$27,281 |
| SDWA-556191 | 8/13/2013 | Employee injured right arm, wrist, shoulder, neck and back when pulling up to enter the bus. | C | \$26,101 | \$26,101 |
| SDWA5563010 | 10/9/2013 | Employee injured left ankle when slipped while walking up bus steps. | C | \$23,730 | \$23,730 |
| SDWA-555819 | 1/8/2013 | Employee was releasing air brake on the bus and strained left thumb and wrist. | C | \$23,035 | \$23,035 |
| SDWA-556510 | 9/24/2013 | Employee filed a claim for cumulative trauma to right knee and foot, and lower and upper extremities as a result of job duties. | C | \$18,284 | \$18,284 |
| SDWA-556932 | 10/20/2014 | Employee injured right hand when a fan belt struck his hand against a metal bracket. | C | \$17,551 | \$17,551 |
| SDWA-558611 | 3/31/2017 | Strain to right shoulder from reaching for gears | O | \$1,724 | \$14,484 |