

AGENDA ITEM 2 A
Action Item

MEMORANDUM

DATE: August 1, 2019
TO: El Dorado County Transit Authority
FROM: Maria Harris, Human Resources Manager
SUBJECT: Workers Compensation Trending Report

REQUESTED ACTION:

BY MOTION,

**Receive and File El Dorado County Transit Authority
Workers Compensation Trending Report**

BACKGROUND

On July 1, 2002 the El Dorado County Transit Authority (El Dorado Transit) moved the agency's worker compensation insurance coverage from the Association of Bay Area Governments (ABAG) Workers Compensation Insurance Pool (A Group Insurance Pool) into the Special Districts Risk Management Authority (SDRMA) Workers Compensation Insurance Pool (Self Insurance Program). The change in coverage resulted in improved claims management and cost saving.

El Dorado Transit contracts with York Risk Services Group, Inc. (York) formally known as Gregory B. Bragg & Associates, Inc., to efficiently and effectively administer all workers compensation claims.

DISCUSSION

Dori Zumwalt, Senior Account Manager from York Risk Services Group will present the Workers Compensation Trending Report for El Dorado Transit. The report has been prepared for presentation to the Board of Directors with an update on El Dorado Transit's worker's compensation claim assessment over the previous five (5) years. This document will also be utilized to identify areas that require risk analysis such as the programs strengths and weaknesses.

FISCAL IMPACT

None



Workers' Compensation

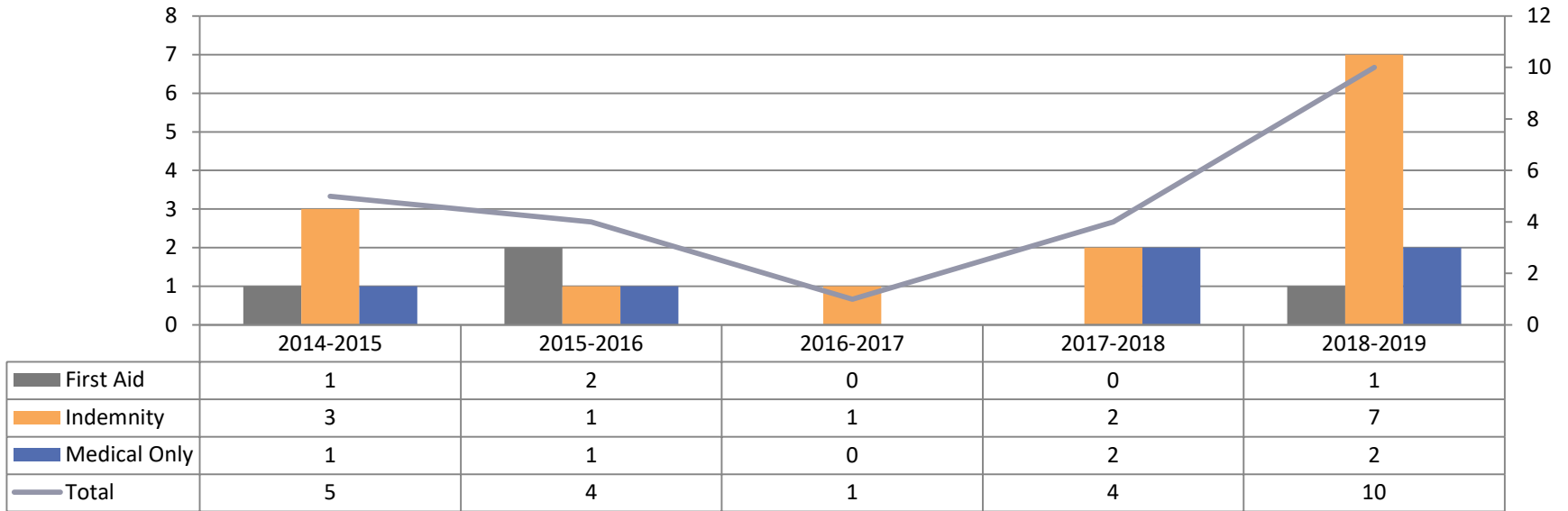
Trending Report for

El Dorado County Transit Authority

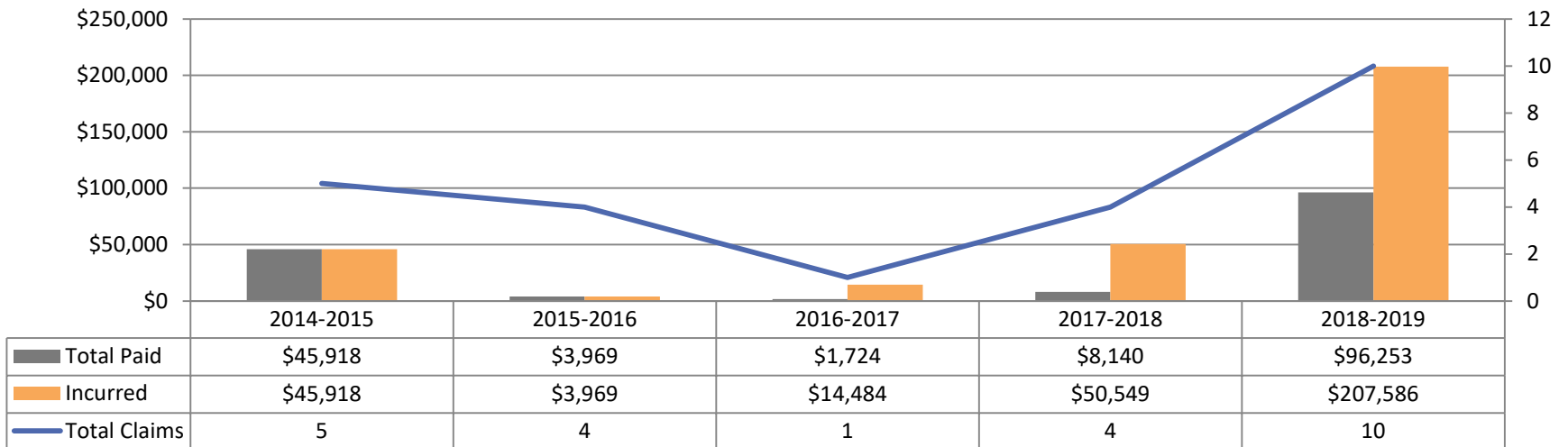
July 2019

york.

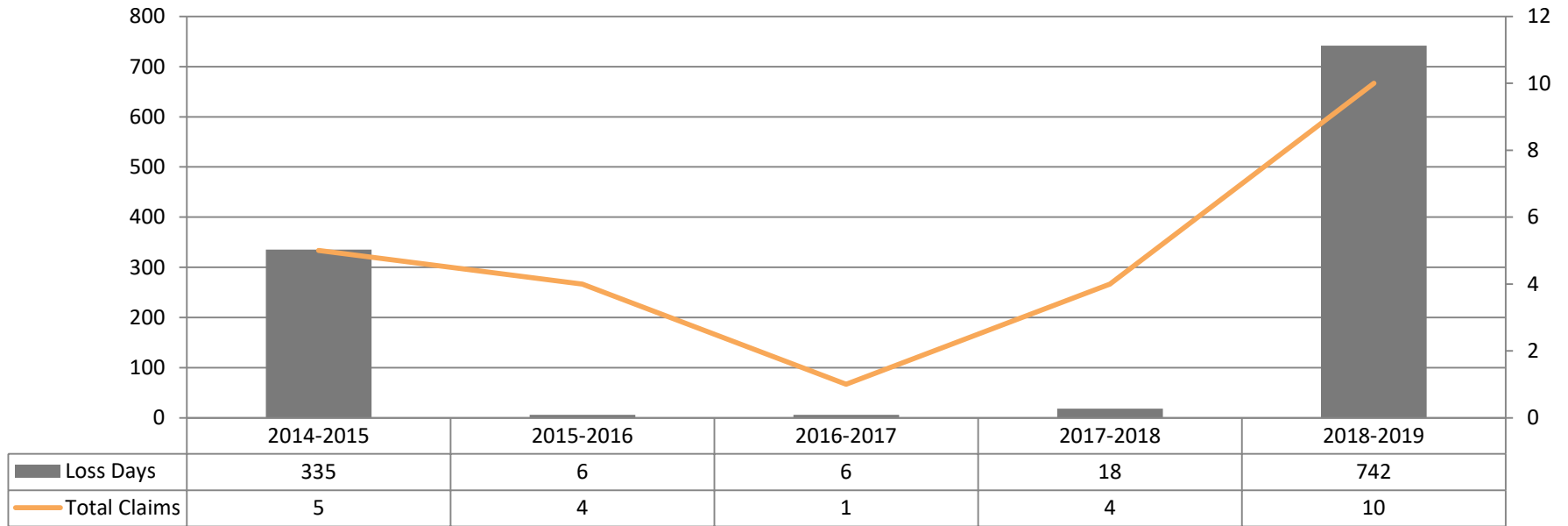
Claim Type by Fiscal Year



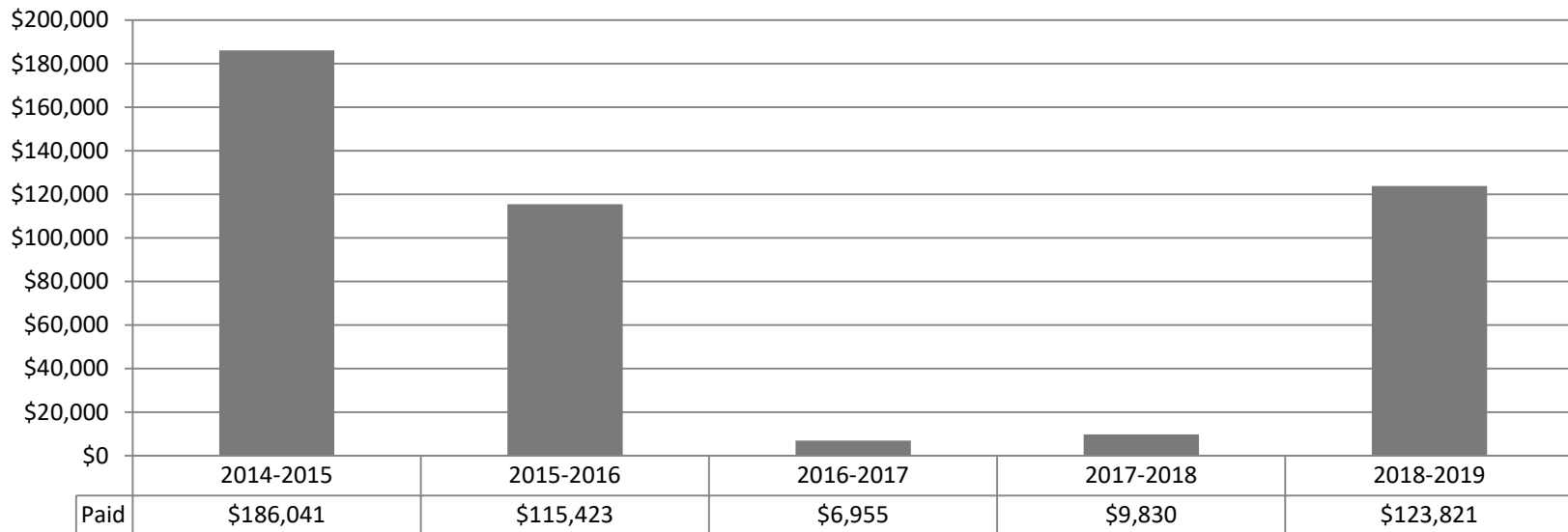
Total Paid and Incurred by Fiscal Year for Injuries within the Fiscal Year



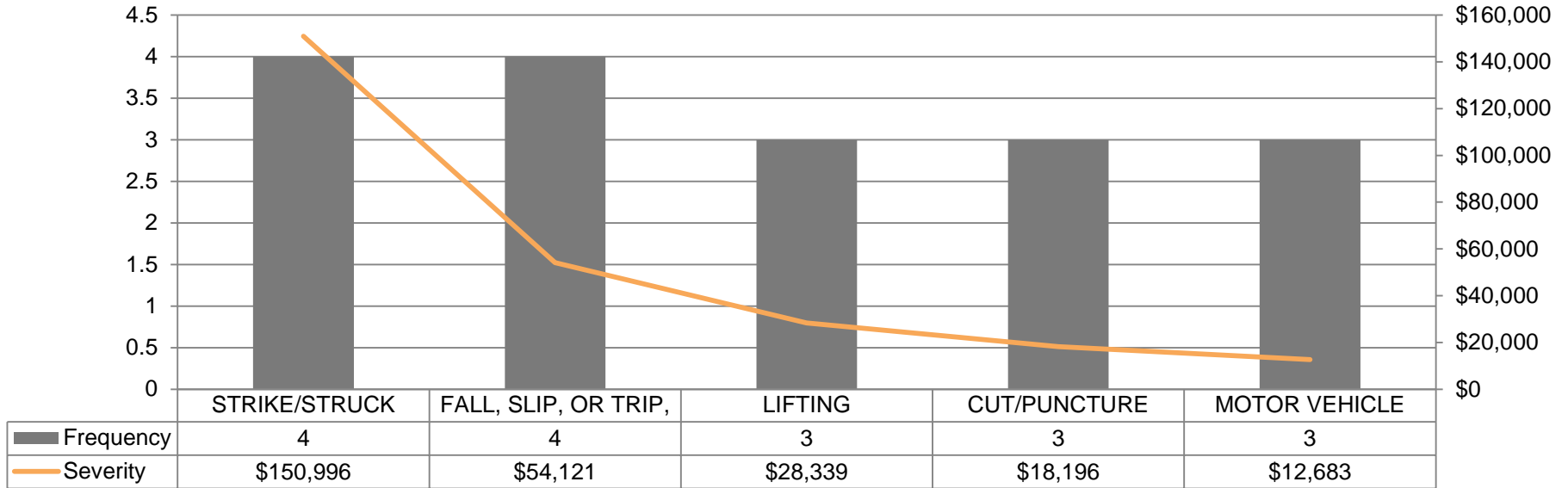
Loss Days for Injuries within Fiscal Year



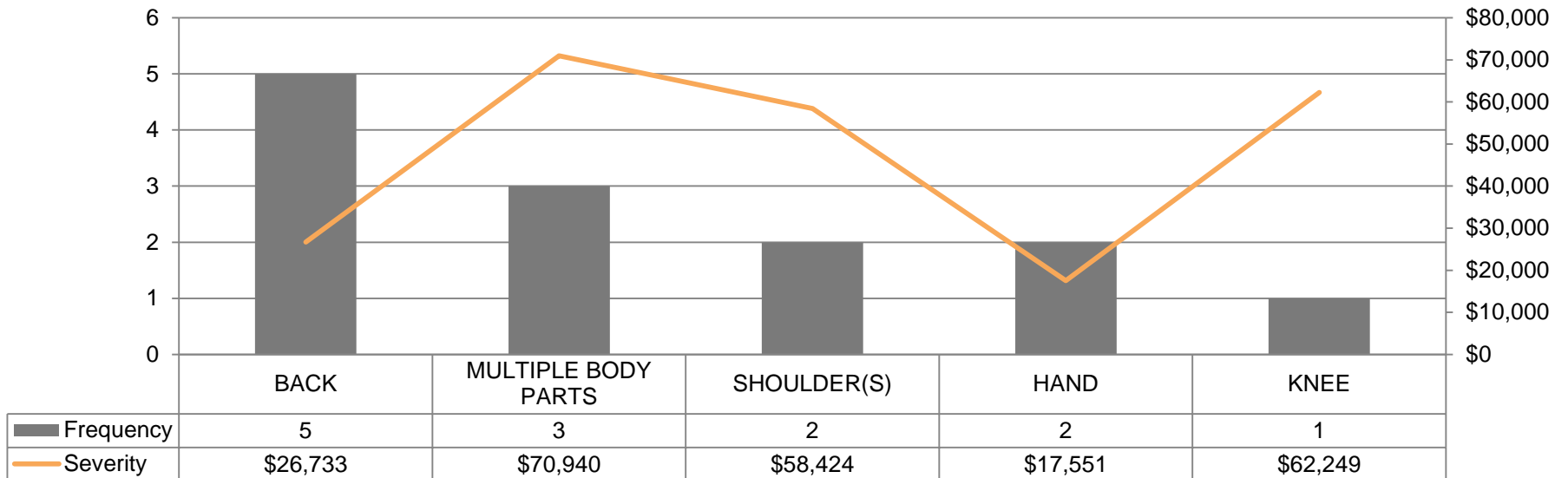
Total Paid During Fiscal Year Regardless of Injury Date



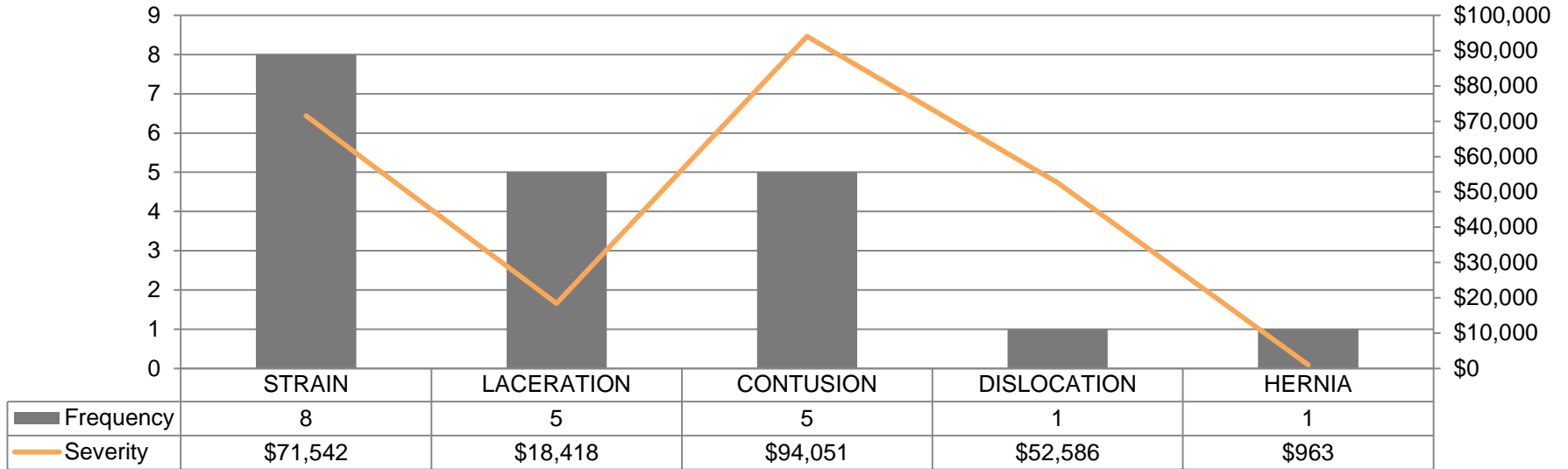
Top 5 Cause of Injury Fiscal Year 2014-2019



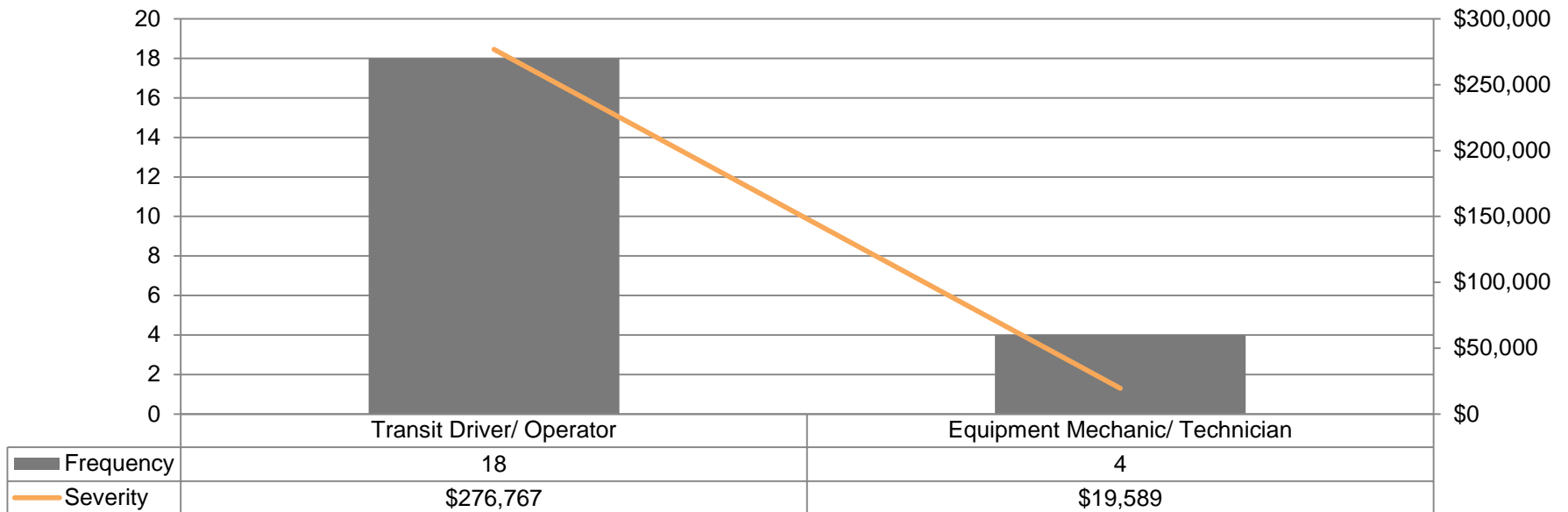
Top 5 Part of Body Injured Fiscal Year 2014-2019



Top 5 Nature of Injury Fiscal Year 2014-2019



Occupation of Injury Fiscal Year 2014-2019



Top 10 Claims Fiscal Year 2014-2019

Claim Number	Description	Injury Date	Status	Loss Days	Paid	Incurred
SDWA-559672	Slipped on gravel while performing inspection striking knee on bumper	7/2/2018	O	350	\$35,003	\$62,249
SDWA-560093	Injury to left hand, leg, and foot from motor vehicle accident	1/2/2019	O	168	\$17,651	\$58,145
SDWA-560066	Tripped and fell over a concrete parking block and dislocated shoulder	12/11/2018	O	196	\$26,756	\$52,586
SDWA-559272	Hit head while having a seizure	12/11/2017	C	18	\$30,602	\$30,602
SDWA-556960	Injured upper arm while lifting bicycle rack to stow away	11/12/2014	C	250	\$27,377	\$27,377
SDWA-559901	Back strain from driving bus	9/21/2018	O	0	\$10,098	\$20,489
SDWA-556932	Smashed right hand against metal brack while installing a fan belt	10/20/2014	C	77	\$17,551	\$17,551
SDWA-560287	Motor vehicle accident causing injury to neck, right arm, and waist area	4/16/2019	O	28	\$5,088	\$12,460
SDWA-558611	Pain in right shoulder from shifting gears	3/31/2017	C	6	\$5,837	\$5,837
SDWA-557580	Low back injury while moving a seat in the wheelchair accessible area	11/9/2015	C	6	\$3,969	\$3,969