

AGENDA ITEM 1 C
Consent Item

MEMORANDUM

DATE: August 5, 2021
TO: El Dorado County Transit Authority
FROM: Brian James, Planning and Marketing Manager
SUBJECT: May and June 2021 Ridership Reports

REQUESTED ACTION:

BY MOTION,

Receive and File the May and June 2021 Ridership Reports

BACKGROUND

The El Dorado County Transit Authority (El Dorado Transit) staff typically reports monthly and fiscal year-to-date ridership trends at each Board meeting.

Due to the Statewide COVID-19 restrictions, the Senior Day Care services closed on March 13, 2020 and the Mother Lode Rehabilitation Enterprises (M.O.R.E.) facility closed on March 16, 2020. Commuter services were decreased to four (4) buses in the morning and afternoon on March 23, 2020 and Local Fixed Route services were modified in July 2020. Also, in response to the impacts of the pandemic El Dorado Transit suspended collection of fares between April 6, 2020 and August 1, 2020. Some of the M.O.R.E. clients have begun using El Dorado Transit services again to get to and from workplace locations.

DISCUSSION

Due to program closures, stay-at-home restrictions and the economic impacts of the pandemic, transit ridership has reduced in all areas of service. Following are the May and June 2021 reports and the fiscal year-to-date ridership report, comparing the current fiscal year to the previous fiscal year.

In May, June and July 2020 free rides were available, which had a temporary positive impact on ridership. As a result, ridership in May 2020 was about the same as in May 2021, and June 2020 was higher than in June 2021. Also, in July 2020 route changes were implemented which resulted in increased ridership on the 50 Express Route but reduced ridership on Route 20 in Placerville and on Route 60 in Pollock Pines due to fewer passenger transfers between routes.

May 2021 Ridership Report

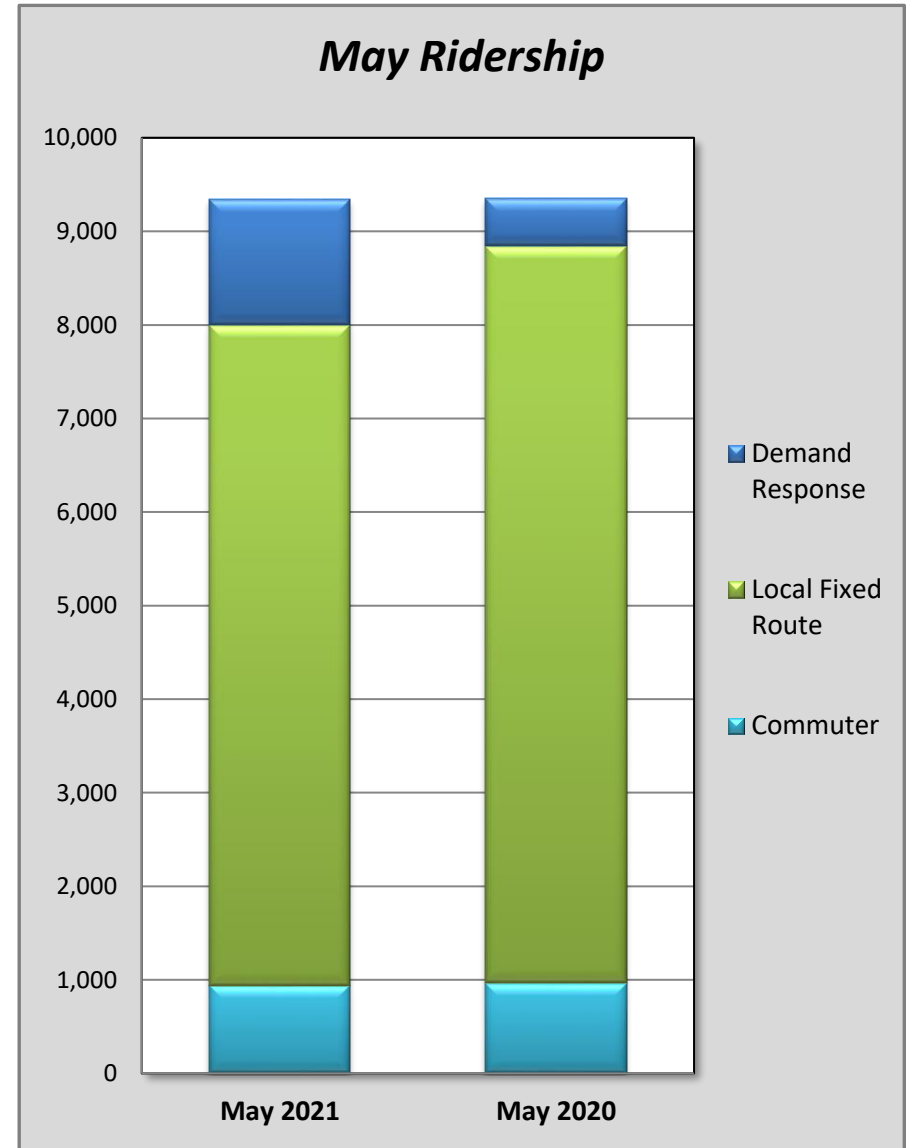


Demand Response	May 2021	May 2020	% Change
Dial-a-Ride	617	439	40.5%
Sac-Med	25	2	1150.0%
ADA Paratransit	121	50	142.0%
M.O.R.E.*	577	18	3105.6%
Senior Day Care*	0	0	0.0%
Total Demand Response	1,340	509	163.3%

Local Fixed Route	May 2021	May 2020	% Change
20 - Placerville	945	2,172	-56.5%
25 - Saturday Express	354	493	-28.2%
30 - Diamond Springs	741	745	-0.5%
35 - Diamond Springs Saturday	86	86	0.0%
40 - Cameron Park	682	853	-20.0%
50x - 50 Express	2,825	1,187	138.0%
60 - Pollock Pines	1,428	2,338	-38.9%
Total Local Fixed Route	7,061	7,874	-10.3%

Commuter	May 2021	May 2020	% Change
Sacramento Commuter	897	960	-6.6%
Reverse Commuter	39	8	387.5%
Total Commuter	936	968	-3.3%

	May 2021	May 2020	% Change
Systemwide	9,337	9,351	-0.1%
Passengers per Revenue Hour	3.4	3.4	2.2%



*Contracted Services - Ridership Determined by Client Enrollment

June 2021 Ridership Report

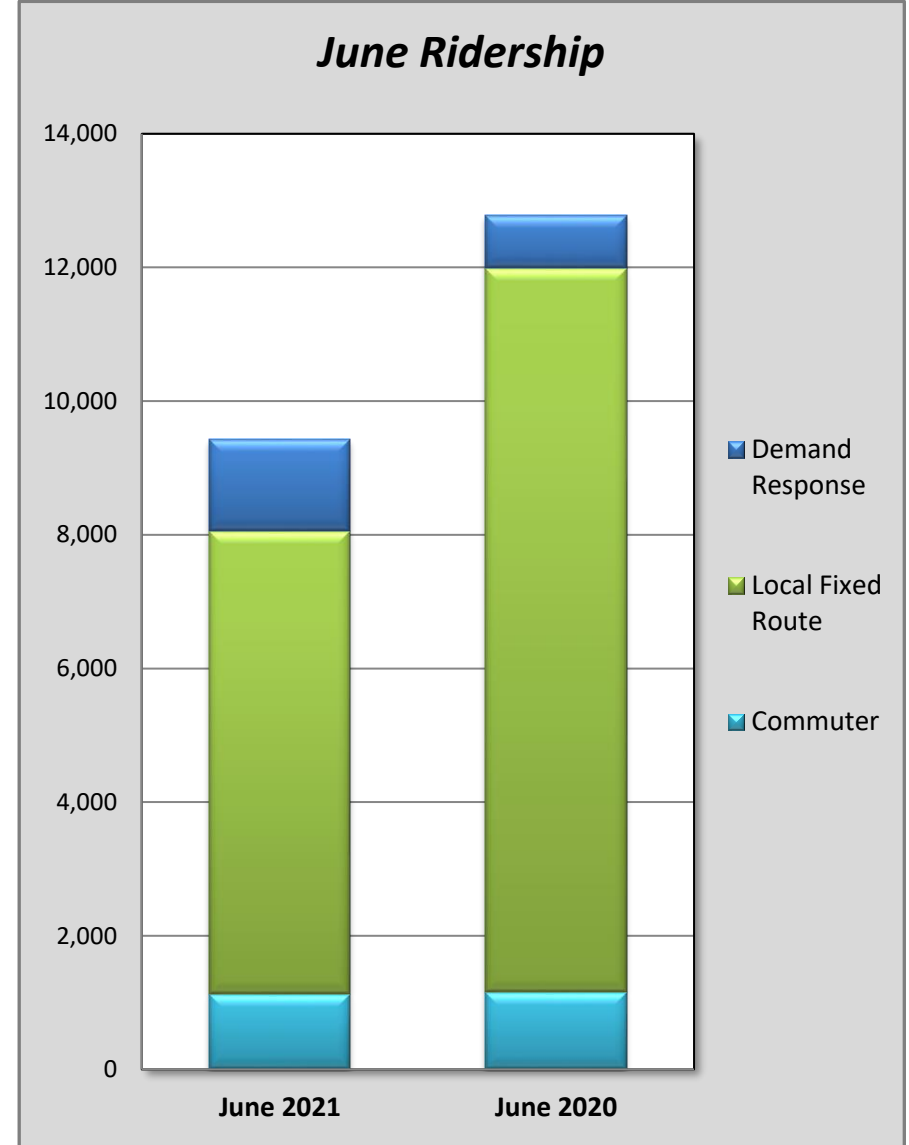


Demand Response	June 2021	June 2020	% Change
Dial-a-Ride	608	648	-6.2%
Sac-Med	21	9	133.3%
ADA Paratransit	189	61	209.8%
M.O.R.E.*	557	74	652.7%
Senior Day Care*	0	0	0.0%
Total Demand Response	1,375	792	73.6%

Local Fixed Route	June 2021	June 2020	% Change
20 - Placerville	1,012	3,030	-66.6%
25 - Saturday Express	245	450	-45.6%
30 - Diamond Springs	655	1,184	-44.7%
35 - Diamond Springs Saturday	73	159	-54.1%
40 - Cameron Park	752	1,146	-34.4%
50x - 50 Express	2,797	1,882	48.6%
60 - Pollock Pines	1,387	2,980	-53.5%
Total Local Fixed Route	6,921	10,831	-36.1%

Commuter	June 2021	June 2020	% Change
Sacramento Commuter	1,101	1,146	-3.9%
Reverse Commuter	27	9	200.0%
Total Commuter	1,128	1,155	-2.3%

	June 2021	June 2020	% Change
Systemwide	9,424	12,778	-26.2%
Passengers per Revenue Hour	3.2	4.2	-22.5%



*Contracted Services - Ridership Determined by Client Enrollment

Fiscal Year-to-Date Ridership Report

July 2020 - June 2021

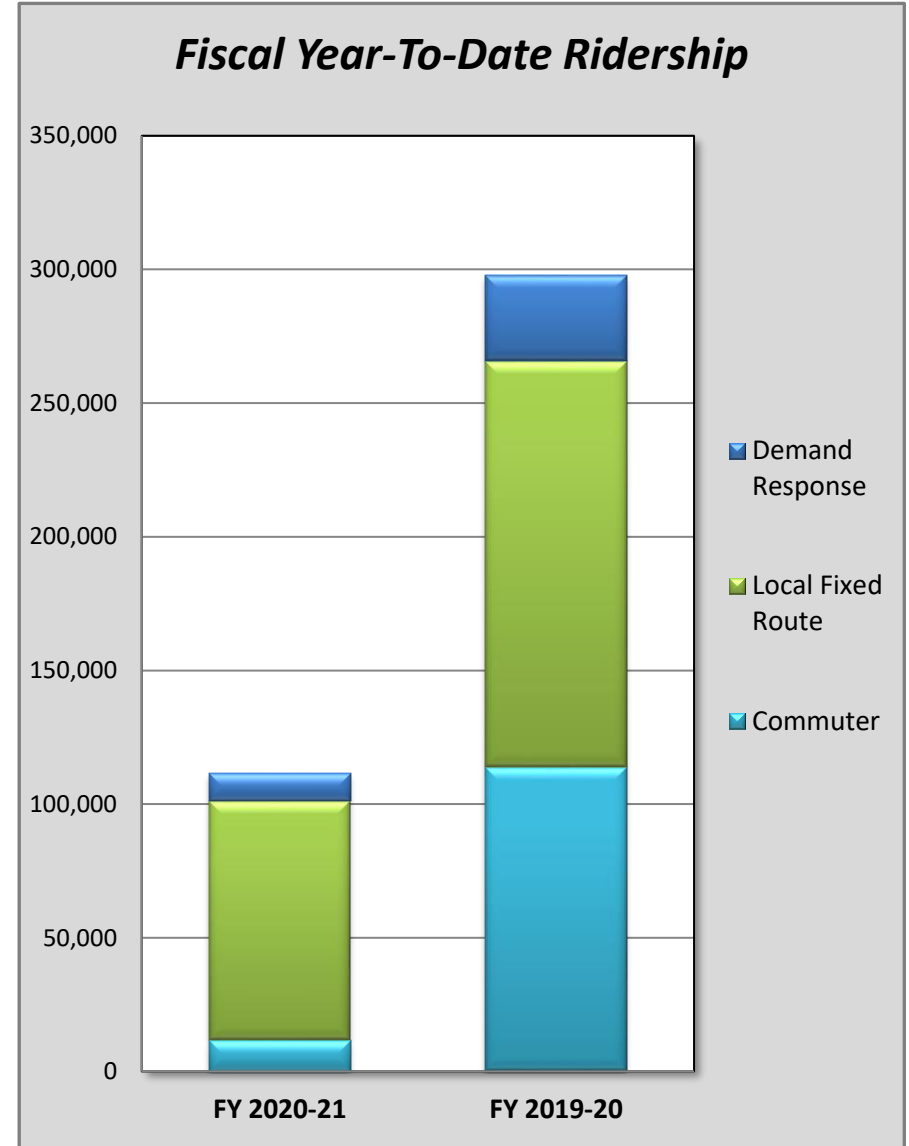


Demand Response	FY 2020-21	FY 2019-20	% Change
Dial-a-Ride	6,258	12,685	-50.7%
Sac-Med	247	248	-0.4%
ADA Paratransit	1,718	647	165.5%
M.O.R.E.*	2,238	15,336	-85.4%
Senior Day Care*	0	3,291	-100.0%
Total Demand Response	10,461	32,207	-67.5%

Local Fixed Route	FY 2020-21	FY 2019-20	% Change
20 - Placerville	12,442	38,192	-67.4%
25 - Saturday Express	3,516	4,941	-28.8%
30 - Diamond Springs	9,463	22,573	-58.1%
35 - Diamond Springs Saturday	1,003	1,423	-29.5%
40 - Cameron Park	10,246	14,336	-28.5%
50x - 50 Express	35,835	35,338	1.4%
60 - Pollock Pines	16,893	35,014	-51.8%
Total Local Fixed Route	89,398	151,817	-41.1%

Commuter	FY 2020-21	FY 2019-20	% Change
Sacramento Commuter	11,503	113,139	-89.8%
Reverse Commuter	143	657	-78.2%
Total Commuter	11,646	113,796	-89.8%

	FY 2020-21	FY 2019-20	% Change
Systemwide	111,505	297,820	-62.6%
Passengers per Revenue Hour	3.4	6.4	-46.8%



*Contracted Services - Ridership Determined by Client Enrollment