

AGENDA ITEM 1 E
Consent Item

MEMORANDUM

DATE: September 7, 2023
TO: El Dorado County Transit Authority
FROM: Maria Harris, Human Resources Manager
SUBJECT: Workers Compensation Trending Report

REQUESTED ACTION:

BY MOTION,
Receive and File Only

BACKGROUND

Through its membership in the Special Districts Risk Management Authority (SDRMA) Workers Compensation Insurance Pool which is a self-insurance program, the El Dorado County Transit Authority (El Dorado Transit) works in collaboration with Intercare (previously with Sedgwick). As a third-party administrator, Intercare manages all workers' compensation claims efficiently and concisely.

Beginning in 2017, El Dorado Transit began reviewing workers compensation trends for the previous years to develop strategies in maintaining a safe workplace and improving risk management. SDRMA's third party administrator prepares the annual report that provides an assessment of all claims from the previous five (5) fiscal years.

DISCUSSION

The prepared Workers Compensation Trending Report for El Dorado Transit provides a comprehensive review of workers' compensation claims over the past five (5) fiscal years. The report highlights trends, patterns, and identifies key insights. The analysis focuses on various aspects of all claims, including frequency, severity, causes, departments, and outcomes. This report aims to provide El Dorado Transit with a clear understanding of the agency's workers' compensation landscape and to identify potential opportunities for improvement in workplace safety, risk mitigation and employee well-being.


The Workers Compensation Trending Report shows a continued downward trend for claims filed within the last three (3) Fiscal Years. Notably, the report demonstrated there are no significant areas of concern for potential hazards. Consistent claims management focuses on reducing the amount paid-out in claims through an effective return-to-work program to reduce lost days of

work. As a standard practice, when an industrial injury occurs, staff evaluates any work restrictions for accommodation to return the employee back to work as soon as possible.

By proactively monitoring identified trends and implementing actionable strategies, El Dorado Transit can continue to foster a safer and more productive work environment while demonstrating a commitment to the health and success of our workforce. El Dorado Transit is dedicated to educating staff on industry trends and responding appropriately to claims in order to continue to reduce costs.

FISCAL IMPACT

None



El Dorado County Transit Authority Workers' Compensation Trending Report

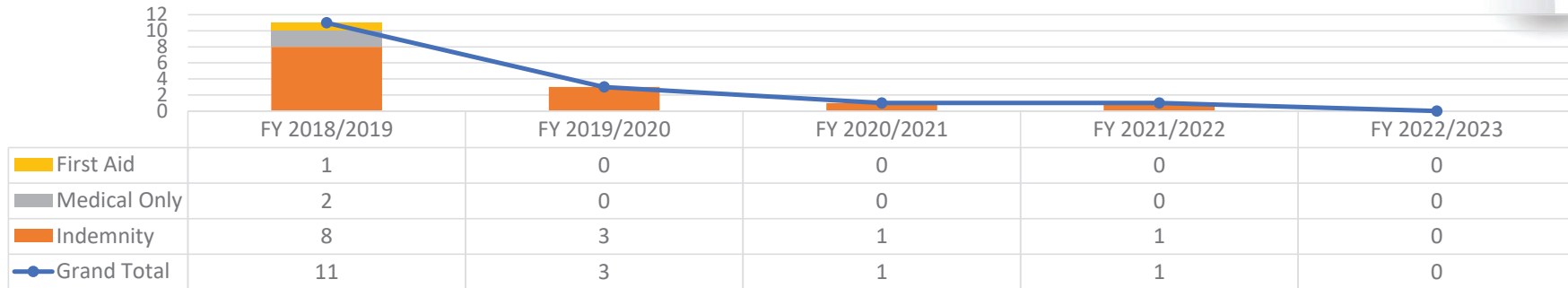
Fiscal Years 2019 - 2023

*Presented by:
Connie Hampson, Account Manager*

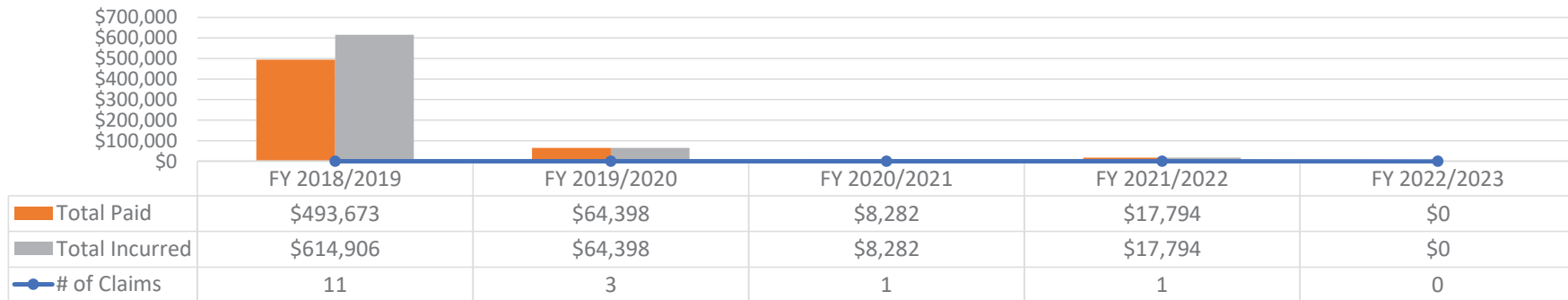
El Dorado County Transit Authority - Workers' Compensation Trending Report

Fiscal Years 2019 - 2023

**Claim Type By Fiscal Year of Injury
valued as of 6/30/23**



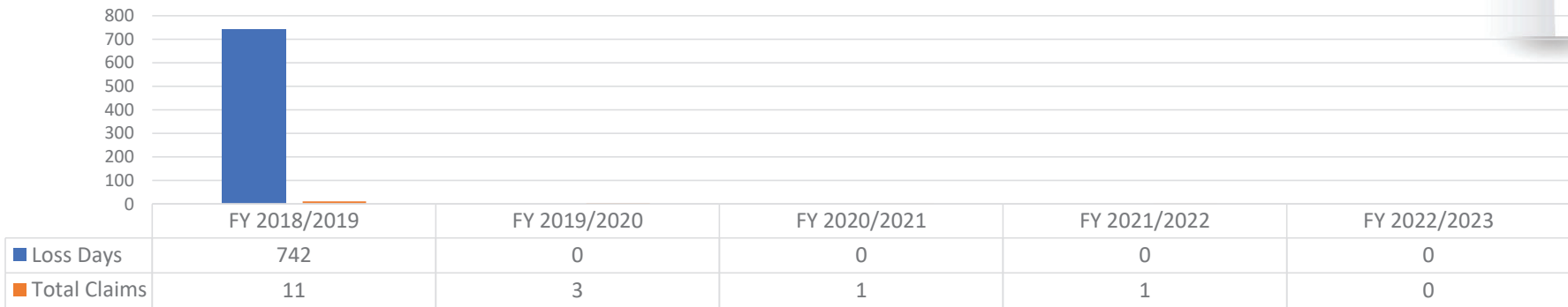
**Total Paid and Incurred by Fiscal Year of Injury
valued as of 6/30/23**



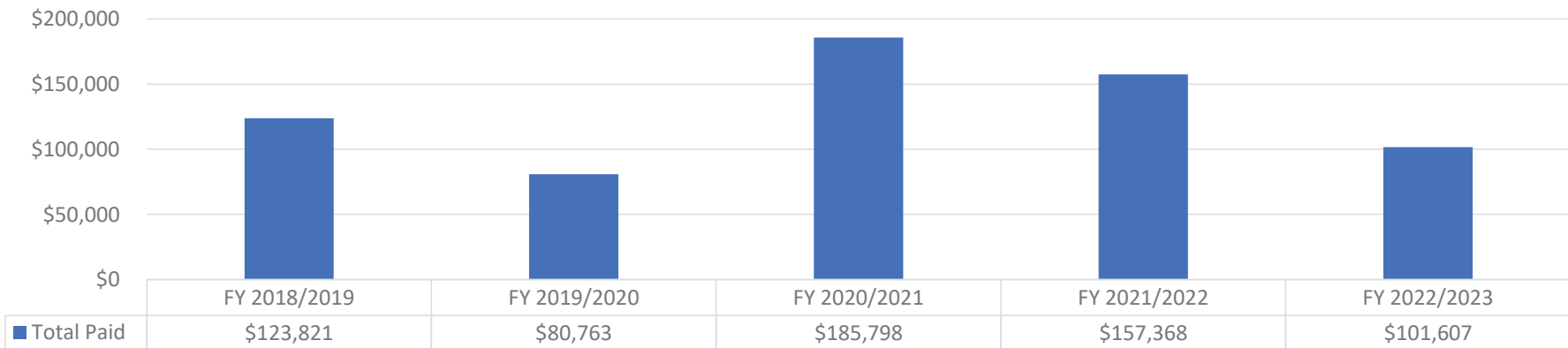
El Dorado County Transit Authority - Workers' Compensation Trending Report

Fiscal Years 2019 - 2023

Loss Days for Injuries within Fiscal Year



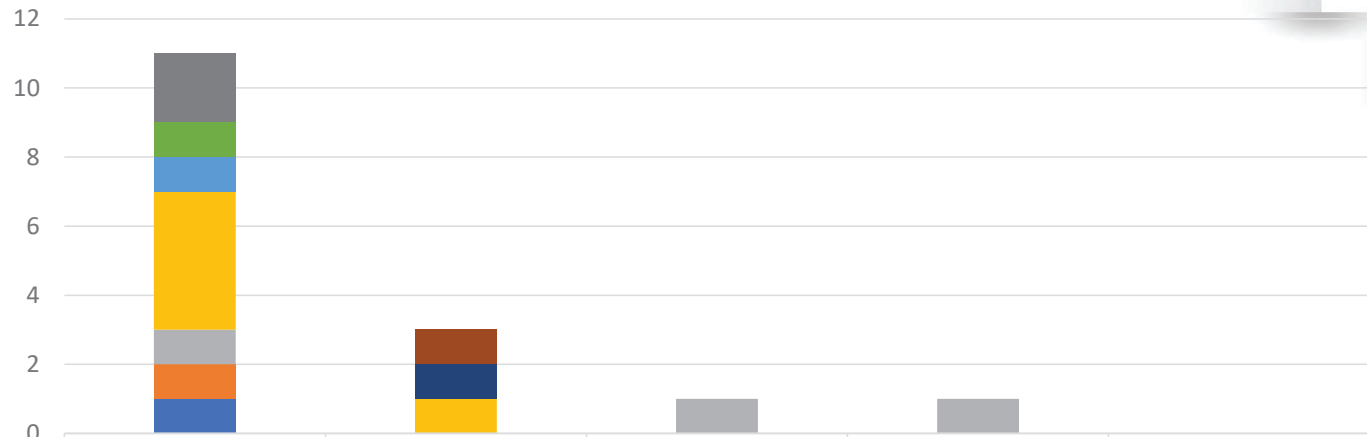
Total Paid During Fiscal Year Regardless of Injury Date



El Dorado County Transit Authority - Workers' Compensation Trending Report

Fiscal Years 2019 - 2023

Frequency by Body Part

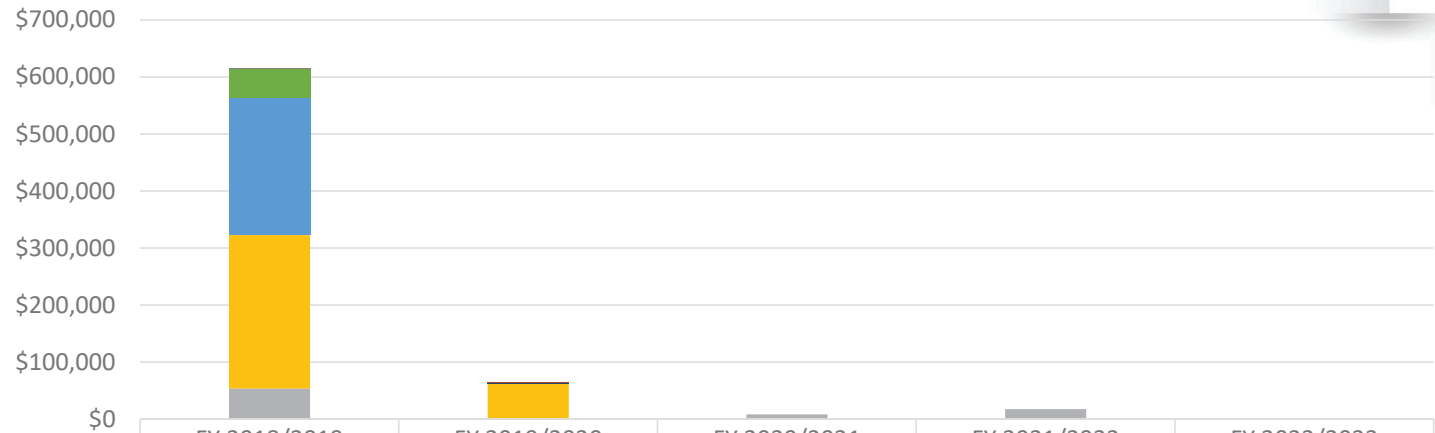


	FY 2018/2019	FY 2019/2020	FY 2020/2021	FY 2021/2022	FY 2022/2023
■ Body Systems & Multiple Body Systems	2	0	0	0	0
■ Buttocks	0	1	0	0	0
■ Heart	0	1	0	0	0
■ Knee	1	0	0	0	0
■ Lower Back Area - lumbar & lumbo-sacral	1	0	0	0	0
■ Multiple Body Parts	4	1	0	0	0
■ Shoulders	1	0	1	1	0
■ Thumb	1	0	0	0	0
■ Upper Back Area - thoracic area	1	0	0	0	0

El Dorado County Transit Authority - Workers' Compensation Trending Report

Fiscal Years 2019 - 2023

Severity by Body Part

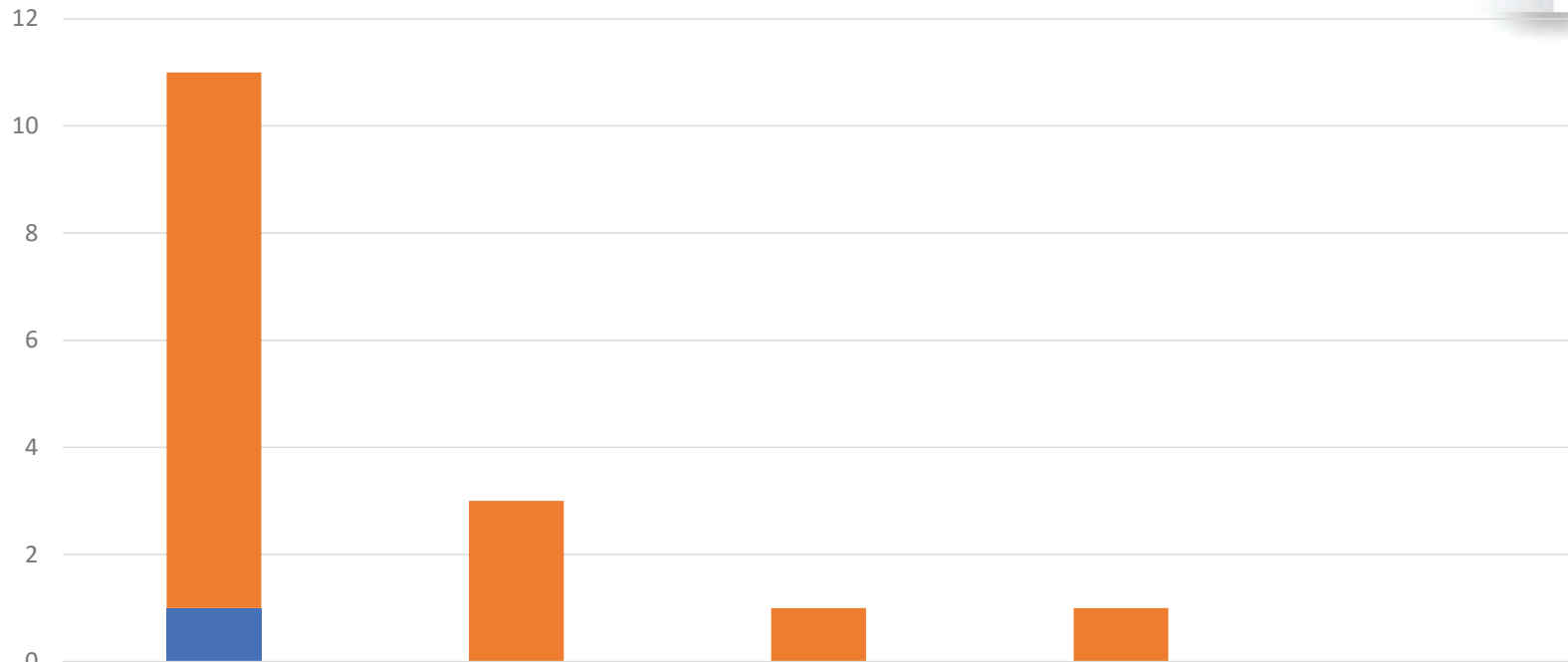


	FY 2018/2019	FY 2019/2020	FY 2020/2021	FY 2021/2022	FY 2022/2023
■ Body Systems & Multiple Body Systems	\$745	\$0	\$0	\$0	\$0
■ Buttocks	\$0	\$926	\$0	\$0	\$0
■ Heart	\$0	\$954	\$0	\$0	\$0
■ Knee	\$50,547	\$0	\$0	\$0	\$0
■ Lower Back Area - lumbar & lumbo-sacral	\$241,118	\$0	\$0	\$0	\$0
■ Multiple Body Parts	\$268,594	\$62,518	\$0	\$0	\$0
■ Shoulders	\$53,373	\$0	\$8,282	\$17,794	\$0
■ Thumb	\$192	\$0	\$0	\$0	\$0
■ Upper Back Area - thoracic area	\$337	\$0	\$0	\$0	\$0

El Dorado County Transit Authority - Workers' Compensation Trending Report

Fiscal Years 2019 - 2023

Frequency by Occupation

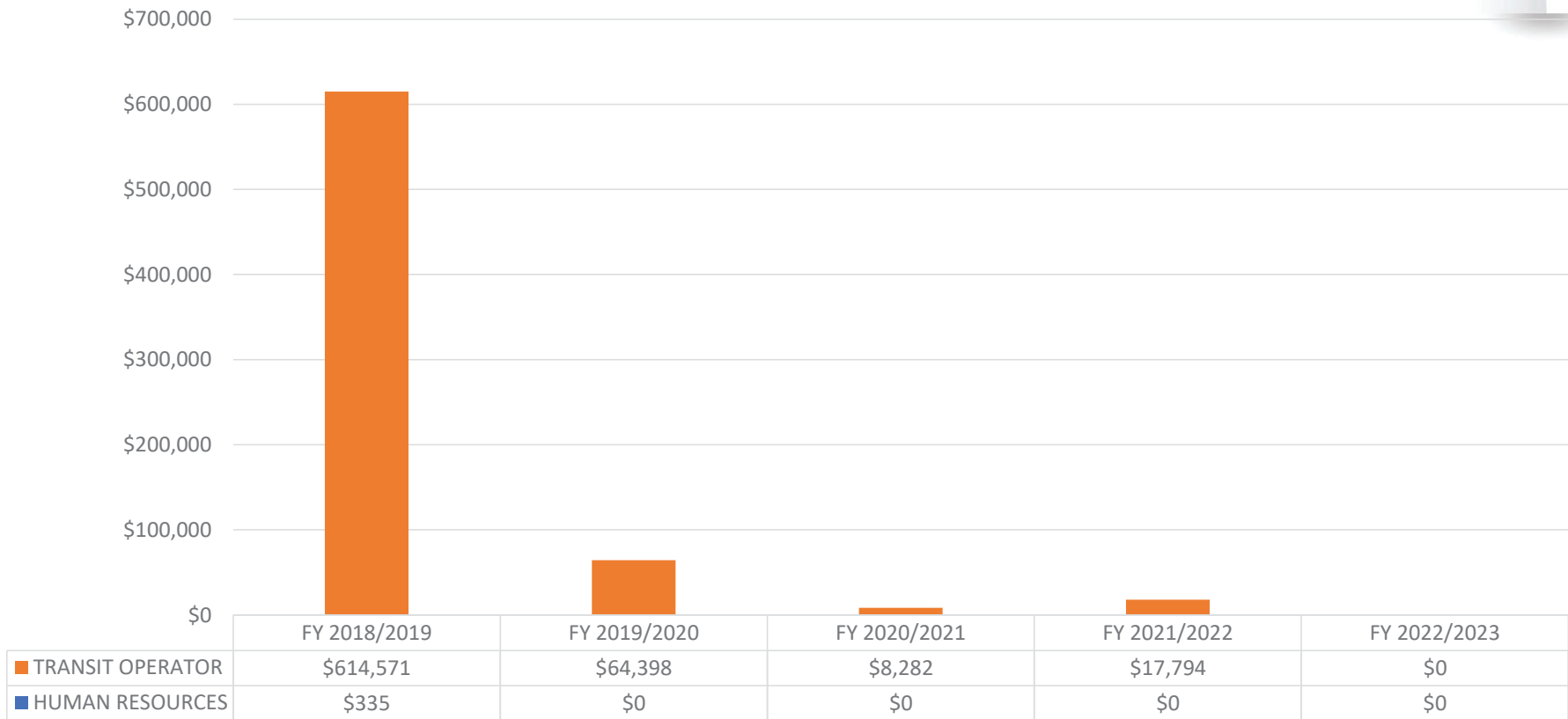


	FY 2018/2019	FY 2019/2020	FY 2020/2021	FY 2021/2022	FY 2022/2023
TRANSIT OPERATOR	10	3	1	1	0
HUMAN RESOURCES	1	0	0	0	0

El Dorado County Transit Authority - Workers' Compensation Trending Report

Fiscal Years 2019 - 2023

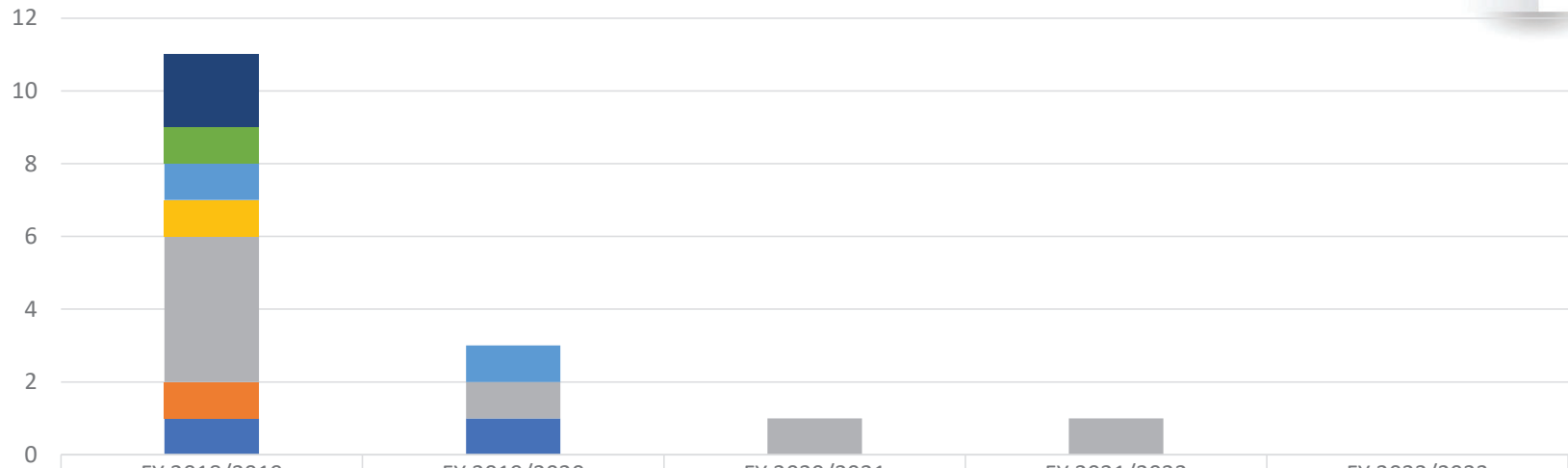
Severity by Occupation



El Dorado County Transit Authority - Workers' Compensation Trending Report

Fiscal Years 2019 - 2023

Frequency by Nature of Injury

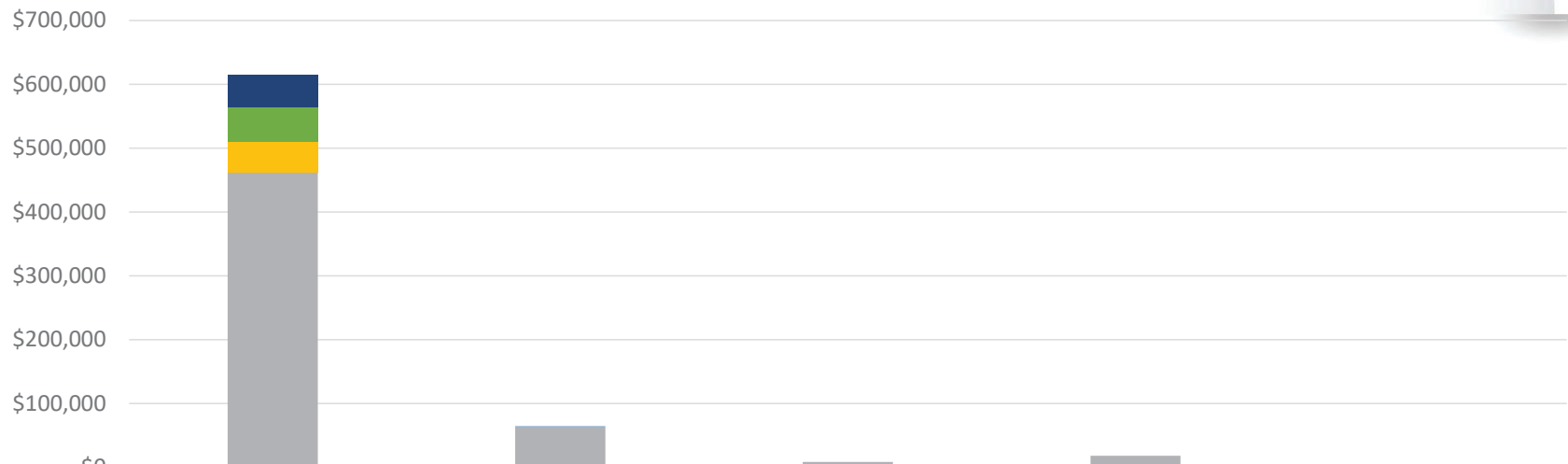


	FY 2018/2019	FY 2019/2020	FY 2020/2021	FY 2021/2022	FY 2022/2023
Contusion	2	0	0	0	0
Dislocation	1	0	0	0	0
Inflammation	1	1	0	0	0
Other Cumul Inj	1	0	0	0	0
Strain	4	1	1	1	0
Syncope	1	0	0	0	0
Vascular	1	1	0	0	0

El Dorado County Transit Authority - Workers' Compensation Trending Report

Fiscal Years 2019 - 2023

Severity by Nature of Injury

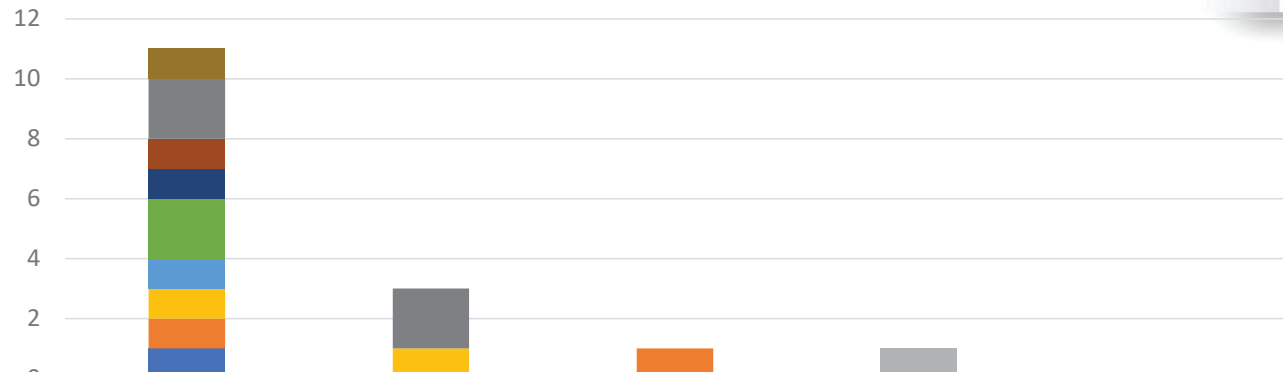


	FY 2018/2019	FY 2019/2020	FY 2020/2021	FY 2021/2022	FY 2022/2023
■ Contusion	\$50,884	\$0	\$0	\$0	\$0
■ Dislocation	\$53,373	\$0	\$0	\$0	\$0
■ Inflammation	\$192	\$926	\$0	\$0	\$0
■ Other Cumul Inj	\$48,445	\$0	\$0	\$0	\$0
■ Strain	\$461,267	\$62,518	\$8,282	\$17,794	\$0
■ Syncope	\$0	\$0	\$0	\$0	\$0
■ Vascular	\$745	\$954	\$0	\$0	\$0

El Dorado County Transit Authority - Workers' Compensation Trending Report

Fiscal Years 2019 - 2023

Frequency by Cause of Injury

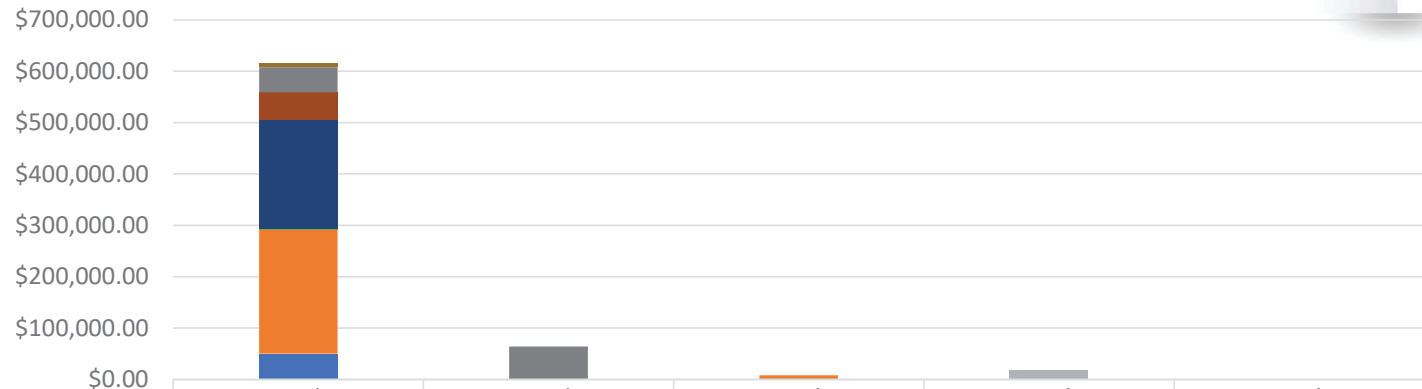


	FY 2018/2019	FY 2019/2020	FY 2020/2021	FY 2021/2022	FY 2022/2023
■ Collision or Sideswipe both vehicles in motion	1	0	0	0	0
■ Cumulative, NOC	2	2	0	0	0
■ Fall, Slip, or Trip, NOC	1	0	0	0	0
■ Motor Vehicle, NOC	1	0	0	0	0
■ On Ice or Snow	2	0	0	0	0
■ Other - Miscellaneous, NOC	1	0	0	0	0
■ Other than Physical Cause of Injury	1	1	0	0	0
■ Pushing or Pulling	0	0	0	1	0
■ Strain or Injury, NOC	1	0	1	0	0
■ Striking Against or Stepping	1	0	0	0	0

El Dorado County Transit Authority - Workers' Compensation Trending Report

Fiscal Years 2019 - 2023

Severity by Cause of Injury



	FY 2018/2019	FY 2019/2020	FY 2020/2021	FY 2021/2022	FY 2022/2023
■ Collision or Sideswipe both vehicles in motion	\$7,092.30	\$0.00	\$0.00	\$0.00	\$0.00
■ Cumulative, NOC	\$48,637.18	\$63,444.24	\$0.00	\$0.00	\$0.00
■ Fall, Slip, or Trip, NOC	\$53,372.97	\$0.00	\$0.00	\$0.00	\$0.00
■ Motor Vehicle, NOC	\$212,722.29	\$0.00	\$0.00	\$0.00	\$0.00
■ On Ice or Snow	\$671.67	\$0.00	\$0.00	\$0.00	\$0.00
■ Other - Miscellaneous, NOC	\$0.00	\$0.00	\$0.00	\$0.00	\$0.00
■ Other than Physical Cause of Injury	\$744.74	\$953.54	\$0.00	\$0.00	\$0.00
■ Pushing or Pulling	\$0.00	\$0.00	\$0.00	\$17,793.87	\$0.00
■ Strain or Injury, NOC	\$241,117.86	\$0.00	\$8,281.76	\$0.00	\$0.00
■ Striking Against or Stepping	\$50,547.07	\$0.00	\$0.00	\$0.00	\$0.00

El Dorado County Transit Authority - Workers' Compensation Trending Report

Top 10 Claims FY 2019-2023 valued as of 6/30/23

Claim	Description	Loss Date	Status	Paid	Incurred
SDWA-559901	Strained back while driving bus	09/21/2018	Open	\$168,330	\$241,118
SDWA-560093	Injury to left hand, leg, and foot from motor vehicle accident	01/02/2019	Closed	\$212,722	\$212,722
SDWA-561221	Neck and low back pain from repetitive job duties	04/15/2020	Closed	\$62,518	\$62,518
SDWA-560066	Tripped and fell over a concrete parking block and dislocated shoulder	12/11/2018	Closed	\$53,373	\$53,373
SDWA-559672	Slipped on gravel while performing inspection striking knee on bumper	07/02/2018	Closed	\$50,547	\$50,547
SDWA-561026	Cumulative trauma to back and bladder from job duties	09/21/2018	Open	\$0	\$48,445
SDWA-600239	Pulling on compartment door of engine	10/22/2021	Closed	\$17,794	\$17,794
SDWA-561419	Pain in right shoulder from pushing cart	10/07/2020	Closed	\$8,282	\$8,282
SDWA-560287	Injury to neck, right arm, and waist area from motor vehicle accident	04/16/2019	Closed	\$7,092	\$7,092
SDWA-560929	Driving and called into dispatch reporting chest pains	12/18/2019	Closed	\$954	\$954



Extraordinary **People** Extraordinary **Results**



Connie Hampson, Account Manager • Office: (916) 677-2531 • Email: champson@intercareins.com
Danielle Buri-Beaton, SVP Client Services • Office: (916) 677-2555 • Email: dburi@intercareins.com